

DAILY GENERATION AVAILABILITY REPORT

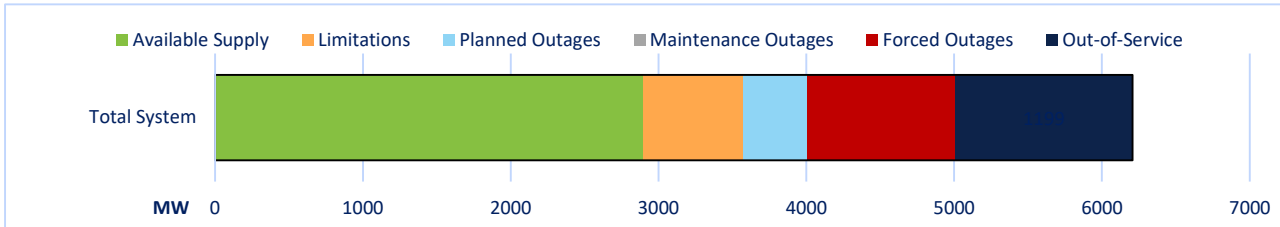
LUMA is not responsible for generation and is providing this report as part of service to our customers.
The report shows the availability generation as reported daily by each generator.

3/5/2026

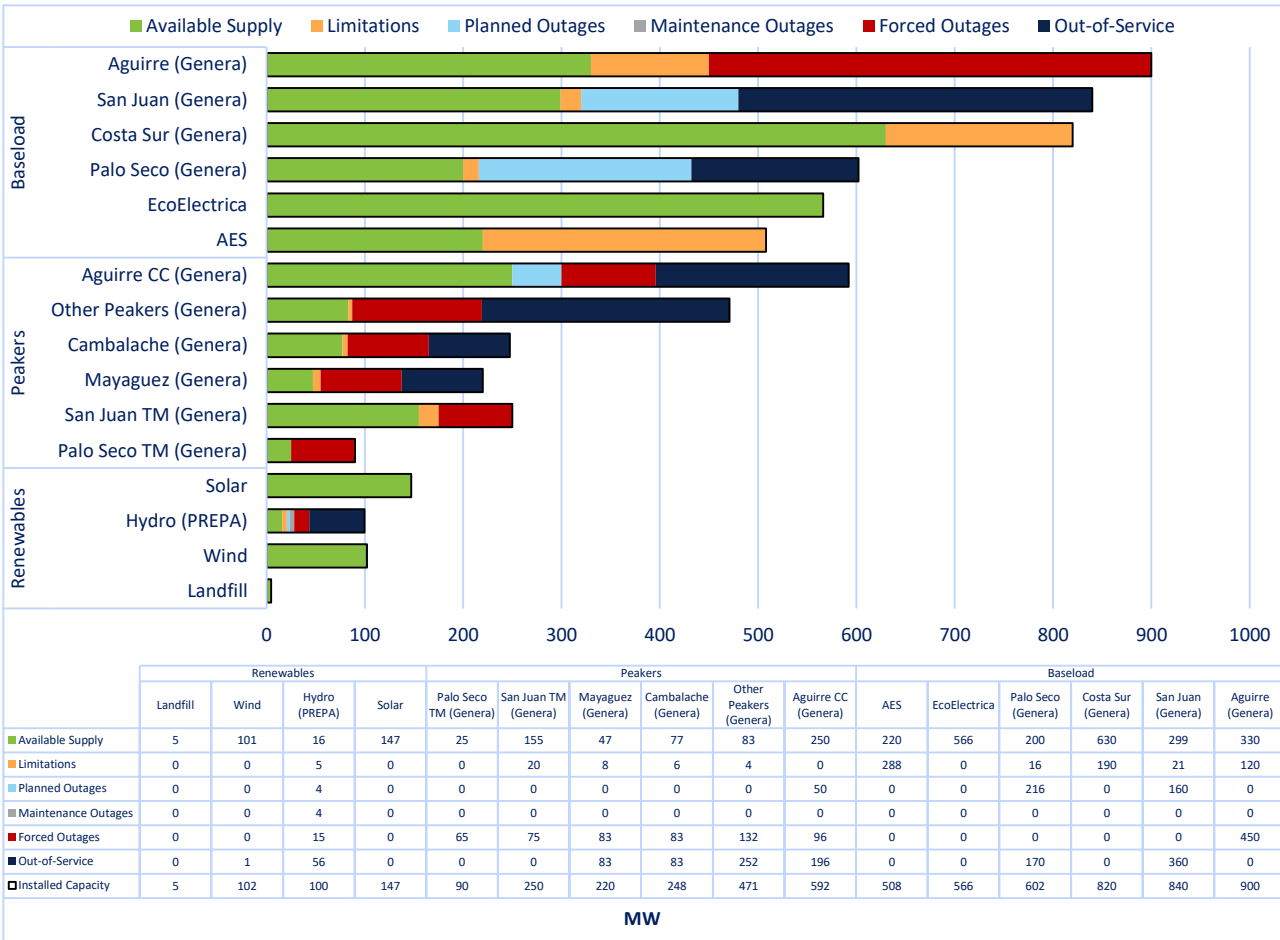
Projected System Availability and Reserves



System Availability and Status



Availability and Status as reported by each Generator



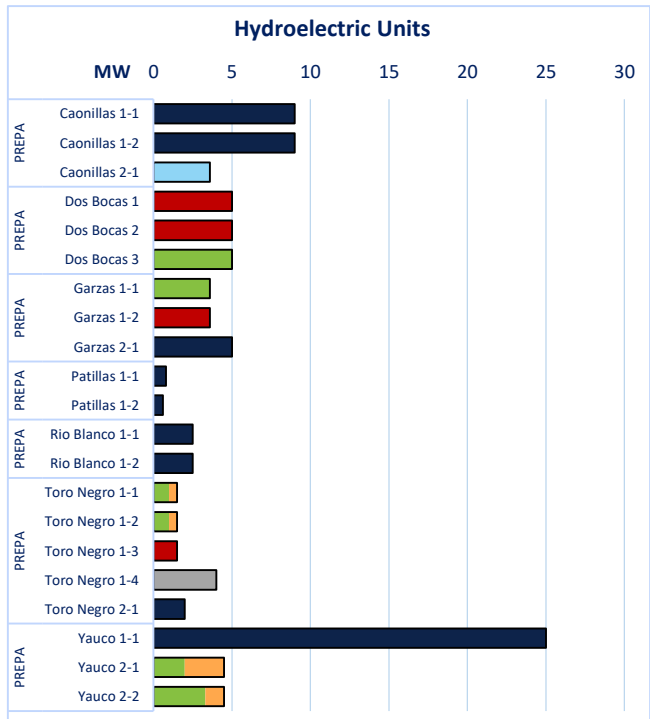
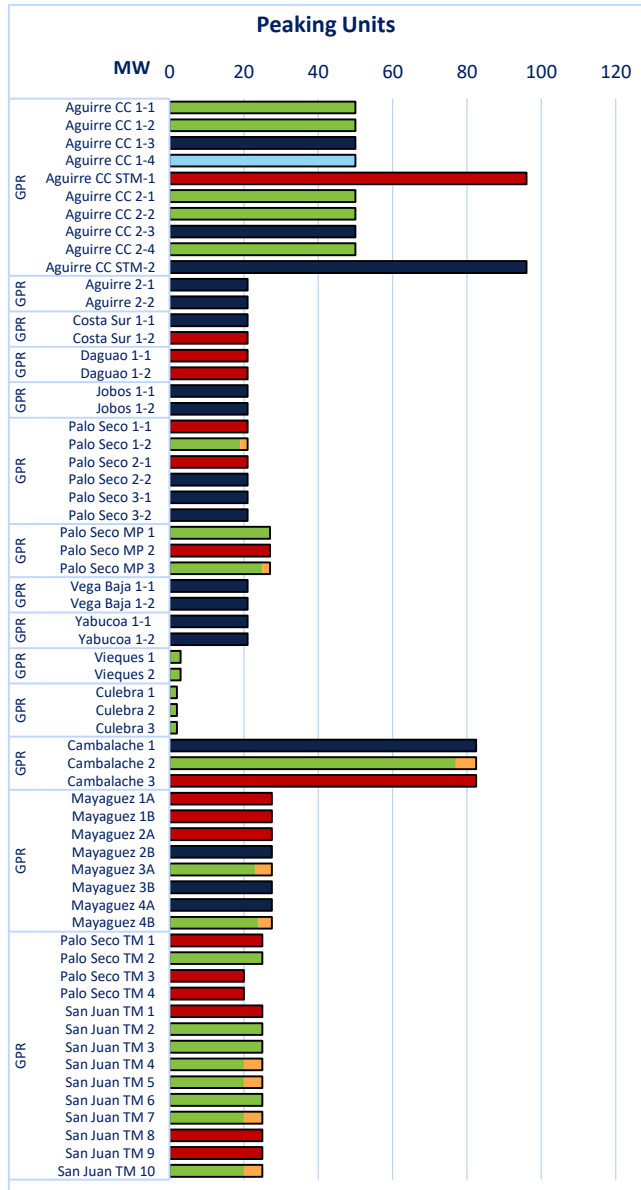
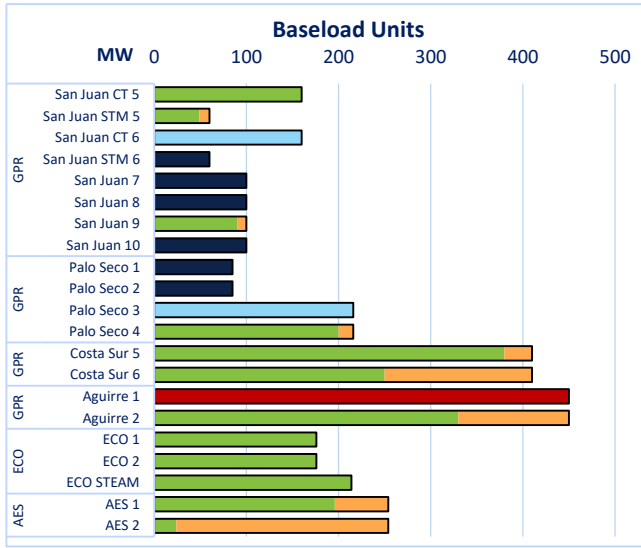
DAILY GENERATION AVAILABILITY REPORT

LUMA is not responsible for generation and is providing this report as part of service to our customers.

The report shows the availability generation as reported daily by each generator.

AVAILABILITY AND STATUS BY UNIT AS REPORTED BY EACH FACILITY


■ Available Supply
 ■ Limitations
 ■ Forced Outages
 ■ Maintenance Outages
 ■ Planned Outages
 ■ Out-of-Service



DAILY GENERATION AVAILABILITY REPORT

LUMA is not responsible for generation and is providing this report as part of service to our customers.
The report shows the availability generation as reported daily by each generator.

PLANNED AND MAINTENANCE OUTAGES



REFERENCED TERMS:

Peak Demand is the anticipated highest demand at a certain point of the day.

The Required Reserves are determined daily depending on the largest unit in the system.

Available Reserves represent the difference between the total electricity available from the generators and the current electricity demand from customers. Reserve levels can change throughout the day as the available electricity from the generators increases or decreases, or depending on the amount of electricity customers are using. Green indicates the Required Reserves will be met; red indicates the reserves will be below the Required Reserve level.

Reserves Shortfall are the difference between the Required Reserves and the Current Reserves.

Available Supply means the available electricity that will be generated by the generators. The Available Supply shown in the System Availability Graphs do not include Solar, Wind, or Landfill.

Availability Rate is calculated as Available Capacity / Nameplate Capacity, where Nameplate Capacity is the maximum output of a generator as designed by the manufacturer.

Limitations represent the reduction of electricity that can be generated by the generators. These Limitations are established by each generator.

Outages represent the reduction of electricity that can be generated by the generators due to the unavailability of a unit, or various units. These outages can be scheduled or unscheduled.

Out-of-Service represents units that have been unavailable for a period of 12 months or longer.