



Document Title:  
**Compression T-Pad Connector for ACSS**

Document Type:  
**50 - MATERIAL SPECIFICATION**

Document No.:  
**4751.50.003**

Department:  
**Transmission Engineering**

Version:  
**01**

Effective Date:  
Oct 20, 2025

For others, specify here

**Shared document with: N/A**

*\* Select the Departments impacted by the document (If apply)*

For others, specify here

**Author**

Miguel J. Rios Lopez, PE (Lic. 16636)  
General Engineer, Distribution Standards & Materials

Signature and Date:

Oct 16, 2025

**Reviewer**

Rodolfo A. Flores Ortiz, PE (Lic. 27131)  
Senior Engineer, Distribution Standards & Materials

Signature and Date:

Oct 16, 2025

**Reviewer**

Oscar Venegas, PE (Lic. 23125)  
Supervisor, Line Engineering Standards

Signature and Date:

Oct 17, 2025

**Approver**

Reinaldo Baretty Huertas, PE (Lic. 16712)  
Director Systems Standards and Records

Signature and Date:

Oct 20, 2025

**Management Approval (If apply)**

**Approver**

Name  
Position

Signature and Date:

**Related/Referenced Documents**

N/A

**Version History**

Version	Date	Revision
01	Oct. 16, 2025	Initial release for Items 002-87767, 002-87768, and 002-87769.



## Item Version History

Warehouse Catalog #	Asset Suite #	Version	Date
002-87767	87767	1	10/16/2025
002-87768	87768	1	10/16/2025
002-87769	87769	1	10/16/2025

## Table of Contents

<b>1. Introduction.....</b>	<b>4</b>
<b>2. Special Requirements .....</b>	<b>4</b>
<b>3. Literature.....</b>	<b>4</b>
<b>4. Compatible with.....</b>	<b>5</b>
<b>5. Markings.....</b>	<b>5</b>
<b>6. Packaging.....</b>	<b>5</b>
<b>7. Number Per Package (Logistics).....</b>	<b>5</b>
<b>8. Acceptance Criteria .....</b>	<b>5</b>
<b>9. Description.....</b>	<b>6</b>
<b>10. Inspection.....</b>	<b>7</b>
<b>11. Proposal Information.....</b>	<b>7</b>
<b>12. Table 1: Warehouse and Asset Suite Identification Number .....</b>	<b>7</b>
<b>13. Table 2: Approximate Dimensions and Drawings .....</b>	<b>8</b>
<b>Appendix 1: Table of Compliance.....</b>	<b>10</b>



## 1. Introduction

This is a general specification that covers the minimum requirements for compression T-pad connectors to be used in the transmission system in Puerto Rico. Further information will be provided by LUMA Energy at the time of order placement and will provide information on site specific conditions, quantity, and other requirements. This document includes the general characteristics of the product.

## 2. Special Requirements

Samples shall be furnished as requested by LUMA Energy. Vendors that have supplied this product to LUMA on previous orders will not have to furnish samples at bid opening. The product will be received at LUMA's general warehouse (017) at Palo Seco, Puerto Rico. Shipping will include transportation and unloading at the indicated warehouse.

## 3. Literature

- 3.1. Descriptive and technical literature must be supplied by the vendor at time of bidding. This literature must include, but is not limited to, details of material, drawings, documented testing, and instructions for use and installation. **The literature must be an official document from and certified by the manufacturer.** Failure to submit documents on time and duly certified by the manufacturer will cause bidder disqualification.
- 3.2. If required by LUMA, final drawings and documentation shall be submitted by the vendor before the manufacturing and shipping process for approval.

#### **4. Compatible with**

For compatible manufacturer and model see Table 1. These models are examples of the product described in this document and do not represent a preference. LUMA will evaluate equally any model not listed here during any acquisition event.

#### **5. Markings**

- 5.1. Containers shall be marked outside with LUMA Energy's purchase order and item number.
- 5.2. Individual package(s) shall be clearly marked with manufacturer name and item information (part number, serial number, quantity, etc.).
- 5.3. Packaging labels and tags shall be waterproof.

#### **6. Packaging**

- 6.1. All products shall be packaged and marked in such a way as to facilitate handling and protection from damage and that the receiving warehouse can readily identify it and send it, in one complete unit, to a field location without opening crates or boxes to sort items and/or parts.
- 6.2. A list of all parts included in the container and/or package must be provided at delivery time so the receiving personnel can verify that everything requested is present, avoiding any delay in the receiving process.

#### **7. Number Per Package (Logistics)**

Standard package: One (1) unit per package or as requested by LUMA.

#### **8. Acceptance Criteria**

- 8.1. Test required: certified by external qualified laboratories.
- 8.2. Product shall be manufactured in accordance with the latest issue below (section 8.3). When conflicts occur between purchaser's specifications and the latest issue below, the purchaser's specification shall prevail.

- 8.3. Latest applicable codes, standards, and other regulations:
- a. ANSI C119.4: Testing and performance requirements for electrical connectors to be used on aluminum-to-aluminum and aluminum-to-copper conductors.
  - b. NEMA: Dimensional requirements for holes spacing in connector terminal pads.

8.4. If any other standards different from the ones indicated in this document are used, the supplier must provide information showing compatibility with the required ones.

## **9. Description**

- 9.1. Compression T-pad connectors are used in overhead transmission power line constructions and maintenance for connecting ACSS.
- 9.2. Shall be compatible with ACSS.
- 9.3. Shall be designed for partial tension, Class 2, for 40% of the conductor rated strength as per ANSI C119.4.
- 9.4. Shall be designed for operating temperatures up to 250°C (482°F).
- 9.5. Shall be furnished as a complete assembly composed of a body with pad. For compatible conductor's code word and size see Table 1.
- 9.6. The required die set for the crimps must be compatible with the standard Y-60 crimper tool.
- 9.7. Body & Pad:
- a. Both shall be made of high-strength aluminum alloy.
  - b. The body shall be a two (2) pieces type to provide installation without taking the conductor apart.
  - c. The body shall be permanently marked with the manufacturer's name, model, conductor size, overlapping crimping areas, and the required die set for the crimps.
  - d. Shall have a single NEMA-Hole spacing terminal pad welded in the middle of the connector (see Table 1 for hole's quantity).

e. Approximate dimensions as per Table 2

## 10. Inspection

10.1. Upon inspection of incoming products, the purchaser reserves the right to refuse their shipments and to determine the acceptability or rejection of the product received. The supplier shall be liable for all costs incurred for a product that is rejected.

10.2. The acceptance of any product shall in no way relieve the vendor from his responsibility to meet all the requirements of this specification, and it would not prevent subsequent rejection if such products were found later to be defective or out of compliance.

## 11. Proposal Information

11.1. Submitted proposals must include:

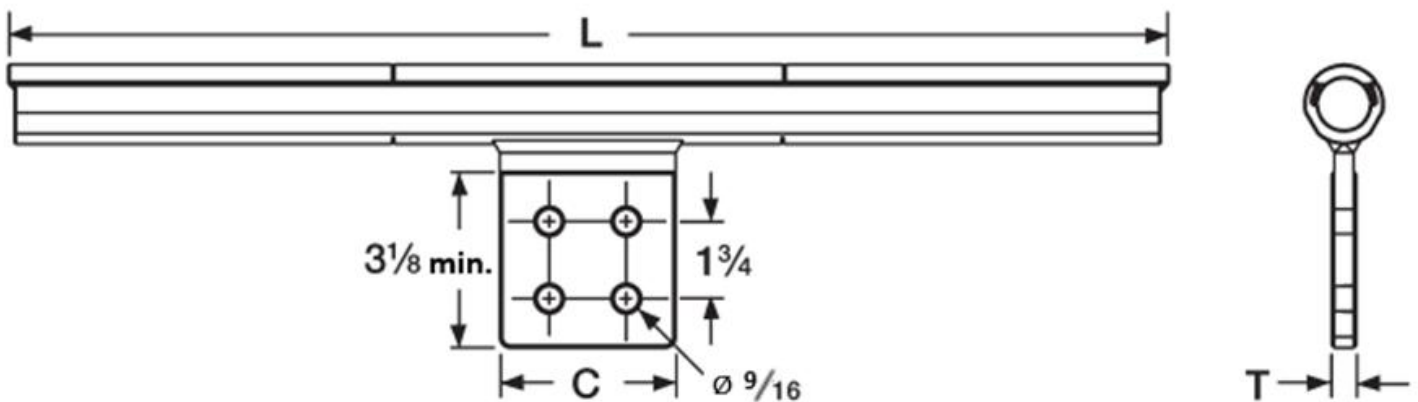
- a. Technical information, drawings, and tests.
- b. Table of Compliance completed by the bidder with reference (see Appendix 1).

## 12. Table 1: Warehouse and Asset Suite Identification Number

Warehouse Catalog #	Asset Suite #	Conductor Size (Strands)	Code Word	Conductor OD	Terminal Pad Holes	Die Index	Compatible Manufacturer & Model
002-87767	87767	266.8 (26/7)	Partridge ACSS	0.642" (1.63 cm)	2	07CD	Hubbell (ORT2107SSAC)
002-87768	87768	556.5 (24/7)	Parakeet ACSS	0.914" (2.32 cm)	4	722 & 24AH	Burndy (YNTA39RHT) Hubbell (ORT2110CSSAC)
002-87769	87769	795 (26/7)	Drake ACSS	1.108" (2.81 cm)	4	725 & 12CD	Burndy (YNTA451RHT) Hubbell (ORT2112DSSAC)

**13. Table 2: Approximate Dimensions and Drawings**

Conductor Size (Strands)	Body & Terminal (minimum dimensions)		
	L	T	C
266.8 ACSS (26/7)	12.7" (32.3 cm)	0.5" (1.27 cm)	2" (5.08 cm)
556.5 ACSS (24/7)	17.3" (43.9 cm)	0.5" (1.27 cm)	3" (7.62 cm)
795 ACSS (26/7)	20.5" (52.1 cm)	0.5" (1.27 cm)	3.25" (8.26 cm)



**Figure 1**

- End of Specification -

## Appendix

## Appendix 1: Table of Compliance

Line	Description	Pass/Fail (P / F)	Comments
1	Compliance with the document 4751.50.003		
2	Industry standards: ANSI C119.4, NEMA. If different ones are used, information showing compatibility is required.		
3	Tech. info. and drawings provided.		
4	Compression T-Pad Connector		
5	For ACSS. Conductors' code word and size as per Table 1.		
6	Partial Tension (40% of the rated conductor strength).		
7	Operating Temperature: 250°C		
8	Complete Assembly (Body & Terminal Pad).		
9	Dimensions as per Table 2.		
10	Both High-Strength Aluminum Alloy		
11	Two pieces type body with a terminal pad welded in the middle.		
12	Body permanently marked with the manufacturer's name, model, conductor size, overlapping crimping area, and the required die set for the crimps.		
13	Single NEMA-Holes spacing pad. Hole's quantity as per Table 1.		

**NOTE: This table is only a checklist for reference. The compliance must be with the complete document. Filling out the table with "PASS" won't be accepted as a compliance without the technical information required to certify it.**











# 4751.50.003 Compression T-Pad Connector for ACSS (10-16-25)

Final Audit Report

2025-10-20


Created:	2025-10-16
By:	Miguel Rios (miguel.rioslopez@lumapr.com)
Status:	Signed
Transaction ID:	CBJCHBCAABAACNk0-_6Szg6HJkqVp7ns6moEsaiOLrld

## "4751.50.003 Compression T-Pad Connector for ACSS (10-16-25)" History


-  Document created by Miguel Rios (miguel.rioslopez@lumapr.com)  
2025-10-16 - 7:23:26 PM GMT
-  Document emailed to Miguel Rios (miguel.rioslopez@lumapr.com) for signature  
2025-10-16 - 7:23:31 PM GMT
-  Document e-signed by Miguel Rios (miguel.rioslopez@lumapr.com)  
Signature Date: 2025-10-16 - 7:23:57 PM GMT - Time Source: server
-  Document emailed to Rodolfo Flores (rodolfo.floresortiz@lumapr.com) for signature  
2025-10-16 - 7:24:02 PM GMT
-  Email viewed by Rodolfo Flores (rodolfo.floresortiz@lumapr.com)  
2025-10-16 - 7:29:00 PM GMT
-  Document e-signed by Rodolfo Flores (rodolfo.floresortiz@lumapr.com)  
Signature Date: 2025-10-16 - 7:29:19 PM GMT - Time Source: server
-  Document emailed to Oscar Venegas (oscar.venegas@lumapr.com) for signature  
2025-10-16 - 7:29:21 PM GMT
-  Email viewed by Oscar Venegas (oscar.venegas@lumapr.com)  
2025-10-17 - 8:03:48 PM GMT
-  Document e-signed by Oscar Venegas (oscar.venegas@lumapr.com)  
Signature Date: 2025-10-17 - 8:03:56 PM GMT - Time Source: server
-  Document emailed to Reinaldo Baretty (reinaldo.baretty@lumapr.com) for signature  
2025-10-17 - 8:03:57 PM GMT

 Email viewed by Reinaldo Baretty (reinaldo.baretty@lumapr.com)

2025-10-20 - 2:01:48 PM GMT

 Document e-signed by Reinaldo Baretty (reinaldo.baretty@lumapr.com)

Signature Date: 2025-10-20 - 2:02:01 PM GMT - Time Source: server

 Agreement completed.

2025-10-20 - 2:02:01 PM GMT