



Document Title:

Blank Aluminum Plate for Tagging System

Document Type:

50 - MATERIAL SPECIFICATION

Document No.:

4300.50.359

Department:

Distribution Engineering

For other, specify here

Version:

03

Effective Date:

Feb 23, 2026

Shared document with: N/A

** Select the Departments impacted by the document (If apply)*

For other, specify here

Reviewer

Rodolfo A Flores Ortiz, PE (Lic. 27131)
Senior Engineer, Distribution Standards & Materials

Signature and Date:

Feb 23, 2026

Reviewer

Miguel J. Rios Lopez, PE (Lic. 16636)
General Engineer, Distribution Standards & Materials

Signature and Date:

Feb 23, 2026

Approver

Ricardo Castro Gómez, PE (Lic. 12135)
Manager, Distribution Standards & Materials

Signature and Date:

Feb 23, 2026

Management Approval (If apply)

Approver

Name
Position

Signature and Date:

Related/Referenced Documents

N/A

Version History

| Version | Date | Revision |
|---------|---------------|---|
| 01 | Jun. 27, 2025 | Initial Release |
| 02 | Jan. 21, 2026 | Added item code 086-82461. Modify section 9 to include different background colors. Changed Document Number (Legacy Number: 4350.359) to new Engineering Records nomenclature number 4300.50.359. |
| 03 | Feb. 23, 2026 | Modified Section 9 to requirement placement of "AEE" in the design. Modified Appendix 2. |

Item Version History

| Warehouse Catalog # | Asset Suite # | Version | Date |
|----------------------------|----------------------|----------------|-------------|
| 086-87614 | 87614 | 03 | 02/23/2026 |
| 086-82461 | 82461 | 02 | 02/23/2026 |

1. Introduction

This is a general specification that covers the minimum requirements for blank aluminum plate for tagging system to be used in the distribution system in Puerto Rico. Further information will be provided by LUMA Energy at the time of order placement and will provide information on site specific conditions, quantity, and other requirements. This document includes the general mechanical characteristics of the product.

2. Special Requirements

Samples shall be furnished as requested by LUMA Energy. Vendors that have supplied this product to LUMA on previous orders, will not have to furnish samples at bid opening. The product will be received at LUMA's general warehouse (011) at Palo Seco, Puerto Rico. Shipping will include transportation and unloading at the indicated warehouse.

3. Literature

- 3.1. Descriptive and technical literature must be supplied by the vendor at time of bidding. This literature must include, but is not limited to, details of material, drawings, documented testing, and instructions for use and installation. **The literature must be an official document from and certified by the manufacturer.** Failure to submit documents on time and duly certified by the manufacturer will cause bidder disqualification.
- 3.2. If required by LUMA, final drawings and documentation shall be submitted by the vendor before the manufacturing and shipping process for approval.

4. Compatible with

For compatible manufacturer and model see Table 1. These models are examples of the product described in this document and do not represent a preference. LUMA will evaluate equally any model not listed here during any acquisition event.

5. Markings

- 5.1. Containers shall be marked outside with LUMA Energy's purchase order and item number.
- 5.2. Individual package(s) shall be clearly marked with manufacturer name and item information (part number, serial number, quantity, etc.).

5.3. Packaging labels and tags shall be waterproof.

6. Packaging

6.1. All products shall be packaged and marked in such a way as to facilitate handling and protection from damage and that the receiving warehouse can readily identify it and send it, in one complete unit, to a field location without opening crates or boxes to sort items and/or parts.

6.2. A list of all parts included in the container and/or package must be provided at the time of delivery so that the receiving personnel can verify that everything requested is present, avoiding any delay in the receiving process.

7. Number Per Package (Logistics)

Ten (10) units per box on a hard carton box, containing 100 units, as requested by LUMA.

8. Acceptance Criteria

8.1. Test required: certified by external qualified laboratories.

8.2. Product shall be manufactured in accordance with the latest issue below (section 8.3). When conflicts occur between purchaser's specifications and the latest issue below, the purchaser's specification shall prevail.

8.3. Latest applicable codes, standards, and other regulations:

a. ANSI/ASTM (B209): For aluminum and aluminum-alloy sheet and plate.

8.4. If any other standard different from the ones indicated in this document is used, the supplier must provide information showing compatibility with the required ones.

9. Description

9.1. This plate is used as base to configure a unique unambiguous designation for numbering and visual identification of asset and devices on poles.

9.2. Number identification plate made of aluminum alloy (5052), with minimum thickness of 0.025" (0.317 cm).

9.3. Minimum dimensions:

a. Length: 17"

b. Width: $3 \pm 1/8$ "

- 9.4. Plate shall be furnished with a black or yellow background label, as specified in Table 1, and an outline to guide the adhesion of individual labels to the plate. The outline shall be compatible with labels 1.5” height x 1” wide. The label used on the aluminum plate shall be reflective with clear UV protection laminate.
- 9.5. The plates must have provision on both ends to be securely fixed to a pole using a stainless-steel band, measuring 0.030” thick X 0.750” wide (0.076 cm X 1.905 cm).
- 9.6. Plate shall contain no sharp edges.
- 9.7. The plate shall contain the letters “A.E.E.” in the design. The placement of these letters shall not interfere with the label placement and be visible at all times.
- 9.8. The Supplier shall submit the plate design for approval before shipment.
- 9.9. Refer to Appendix 2 for approximate dimensions and visualization.

10. Inspection

- 10.1. Upon inspection of incoming product, the purchaser reserves the right to refuse product shipments and to determine the acceptability or rejection of the product received. The supplier shall be liable for all costs incurred for a product that is rejected.
- 10.2. The acceptance of any product shall in no way relieve the vendor from his responsibility to meet all the requirements of this specification, and it would not prevent subsequent rejection if such products were found later to be defective.

11. Proposal Information

- 11.1. Submitted proposals must include:
 - a. Technical information, drawings, and tests.
 - b. Table of Compliance completed by the bidder with reference (see Appendix 1).

12. Table 1: Warehouse and Asset Suite Identification Number

| Item | Warehouse Catalog # | Asset Suite # | Compatible Manufacturer & Model |
|---------------------------|---------------------|---------------|---------------------------------|
| Black Aluminum Tag Plate | 086-87614 | 87614 | Almetek |
| Yellow Aluminum Tag Plate | 086-82461 | 82461 | Almetek |

—End of Specification —

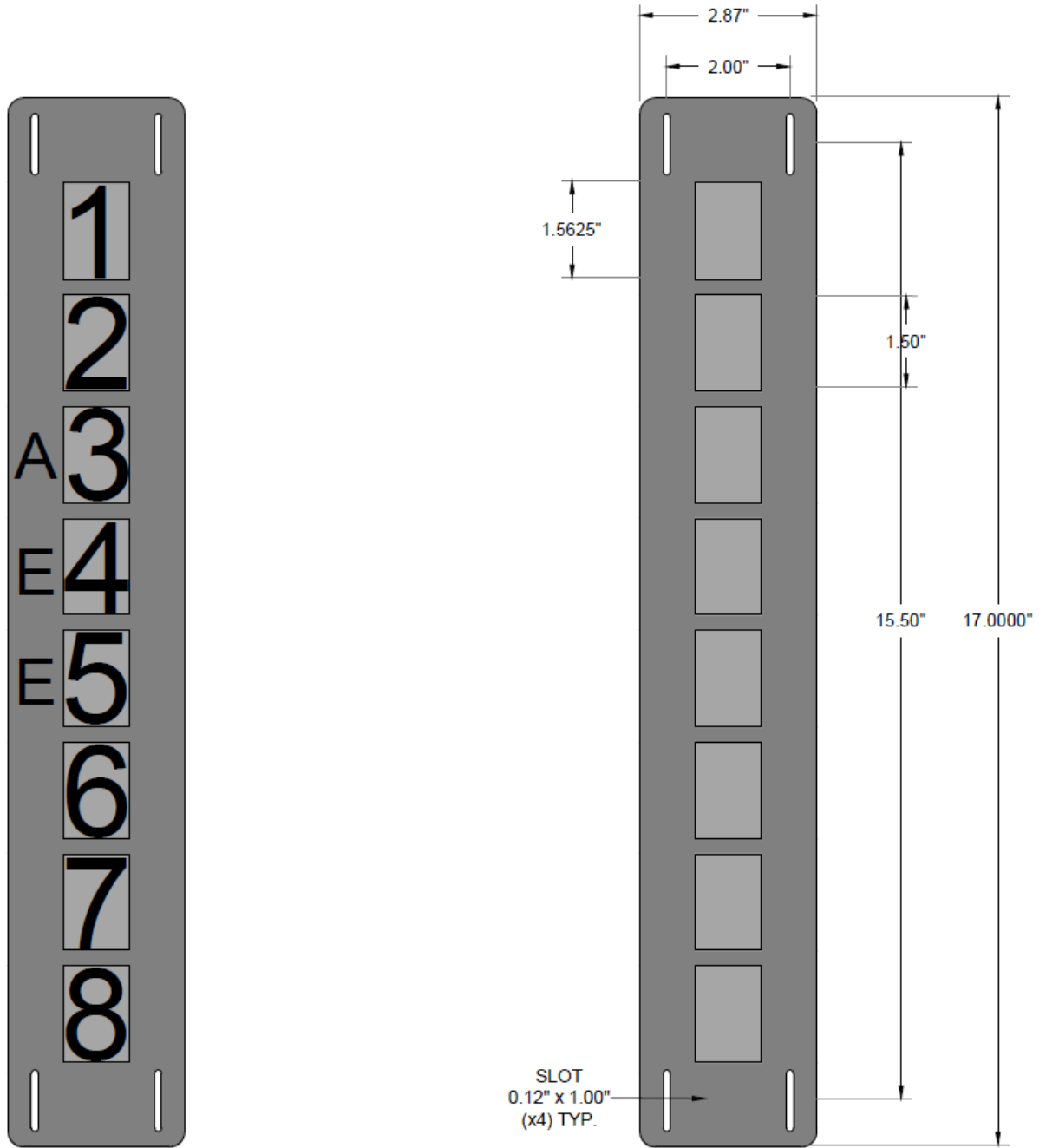
Appendix

Appendix 1: Table of Compliance

| Line | Description | Pass/Fail | Comments |
|------|--|-----------|----------|
| 1 | Complies with document 4300.50.359. | | |
| 2 | Industry Standards: ANSI/ASTM B209 | | |
| 3 | Tech. info., drawings, and tests provided. | | |
| 4 | Made of aluminum alloy (5052), 0.025" (0.317 cm) thick minimum. | | |
| 5 | Plate shall be furnished with a black or yellow background label, as specified in Section 12, background and an outline to guide the adhesion of individual labels to the plate. | | |
| 6 | Approximate dimensions: a. Length: 17" b. Width: 3 + 1/8" | | |
| 7 | The plates must have provision on both ends to be securely fixed to a pole using a stainless-steel band | | |
| 8 | The plate shall contain the letters "A.E.E." in the design. | | |
| 9 | Plate shall contain no sharp edges | | |

NOTE: This table is only a checklist for reference. The compliance must be with the complete document. Filling out the table with "PASS" won't be accepted as a compliance without the technical information required to certify it.

Appendix 2: Dimensions



*The letters "AEE" could be positioned differently but shall not interfere with the labels' placement. To be approved by LUMA before shipment.











4300.50.359 Blank Aluminum Plate for Tagging System

Final Audit Report

2026-02-23

| | |
|-----------------|---|
| Created: | 2026-02-23 |
| By: | Rodolfo Flores (rodolfo.floresortiz@lumapr.com) |
| Status: | Signed |
| Transaction ID: | CBJCHBCAABAAzawyAo0PbrskhJ-BEyhPL0sjlg4biNH0 |

"4300.50.359 Blank Aluminum Plate for Tagging System" History

-  Document created by Rodolfo Flores (rodolfo.floresortiz@lumapr.com)
2026-02-23 - 2:58:15 PM GMT
-  Document emailed to Rodolfo Flores (rodolfo.floresortiz@lumapr.com) for signature
2026-02-23 - 2:58:20 PM GMT
-  Document e-signed by Rodolfo Flores (rodolfo.floresortiz@lumapr.com)
Signature Date: 2026-02-23 - 3:01:12 PM GMT - Time Source: server
-  Document emailed to Miguel Rios (miguel.rioslopez@lumapr.com) for signature
2026-02-23 - 3:01:14 PM GMT
-  Email viewed by Miguel Rios (miguel.rioslopez@lumapr.com)
2026-02-23 - 3:01:35 PM GMT
-  Document e-signed by Miguel Rios (miguel.rioslopez@lumapr.com)
Signature Date: 2026-02-23 - 3:02:05 PM GMT - Time Source: server
-  Document emailed to Ricardo Castro (ricardo.castro@lumapr.com) for signature
2026-02-23 - 3:02:06 PM GMT
-  Email viewed by Ricardo Castro (ricardo.castro@lumapr.com)
2026-02-23 - 3:05:33 PM GMT
-  Document e-signed by Ricardo Castro (ricardo.castro@lumapr.com)
Signature Date: 2026-02-23 - 3:09:12 PM GMT - Time Source: server
-  Agreement completed.
2026-02-23 - 3:09:12 PM GMT