



Document Title:
Helical Rod Spacer for 1192.5 ACSR 45/7 Bunting

Document Type: Specification	Engineering Type Material Specification	Document No.: 4752.314
--	---	----------------------------------

Department:

Transmission Engineering

Version:
01

Effective Date:
Nov 27, 2024

For other, specify here

Shared document with: N/A

**Select the Departments impacted by the document (If apply)*

For other, specify here

Author

Guillermo J. Nieves Díaz
 Technical Specialist 1, Transmission Lines Engineering Design & Standards

Guillermo Nieves (Nov 25, 2024 10:53 AST)

Reviewer 1

Leonardo Montes Sánchez
 Engineer 2, Transmission Lines Engineering Design & Standards

Leonardo Montes Sanchez (Nov 26, 2024 15:48 AST)

Reviewer 2

Juan C. Miranda Rivera
 Manager, Transmission Lines Engineering Design

Juan Carlos Miranda (Nov 26, 2024 18:51 AST)

Approver

Yamil I. Rivera Hernández
 Section Manager, Transmission Lines Engineering Design

Yamil Rivera (Nov 27, 2024 08:22 AST)

Management Approval (If apply)

Approver

Name
 Position

Signature and Date

Related/Referenced Documents

Include the applicable document, section, or reference "[add link here](#)".

Version	Date	Revision
00	Mar 20, 2023	First Issue
01	Nov 27, 2024	Changed cover page and document to new format. Modified section 4. Equal or approved to changed to Compatible with. Added a table of compliance.

1. General

1.1. Overview

- 1.1.1. This specification covers the minimum requirements for a Helical Rod Spacer used in the transmission system in Puerto Rico.
- 1.1.2. The Helical Rod Spacer shall be designed and manufactured in accordance with the latest applicable IEEE, NEMA, ANSI, and ASTM Standards. If the vendor does not demonstrate its compliance with the applicable standards, these specification requirements and supply the requested documents, the bid may be rejected.

2. Specific Name

- 2.1. Helical Rod Spacer for 1192.5 ACSR 45/7 Bunting

3. Basic Use

- 3.1. Used on horizontal conductor bundles to provide uniform spacing and to ensure consistent electrical characteristics.

4. Specific Requirements

- 4.1. Samples shall be furnished to LUMA.
- 4.2. LUMA requires One (1) unit properly labeled for testing and analysis.
- 4.3. Descriptive and technical literature shall be supplied to LUMA.
- 4.4. They shall be required to show evidence of LUMA’s approval of the equipment.

5. Acceptance Criteria

- 5.1. Latest applicable codes, standards, and other regulations.
- 5.2. If the vendor does not demonstrate its compliance with the applicable standards, these specification requirements and supply the requested documents, the bid may be rejected.

6. Description

- 6.1. The Helical Rod Spacer shall be constructed entirely of high strength aluminum alloy wire formed into helical rods.
- 6.2. Spacer shall have the following characteristics:

Table 1: Spacer Characteristics

Diameter Range (inches)		Approximate Applied Length (in)	Color Code
Minimum	Maximum		
1.251	1.305	46	Green

7. Markings and Packaging

- 7.1. Containers/pallets or package shall be marked outside with LUMA'S purchase order number and code number.
- 7.2. Vendor shall prepare material and equipment for shipment in such manner as to facilitate handling and protection for damage.
- 7.3. All material should be packaged and marked in such a way that the receiving warehouse can readily identify and send in one (1) complete unit to a field location without opening crates or boxes to sort items and / or parts.

8. Compatible with:

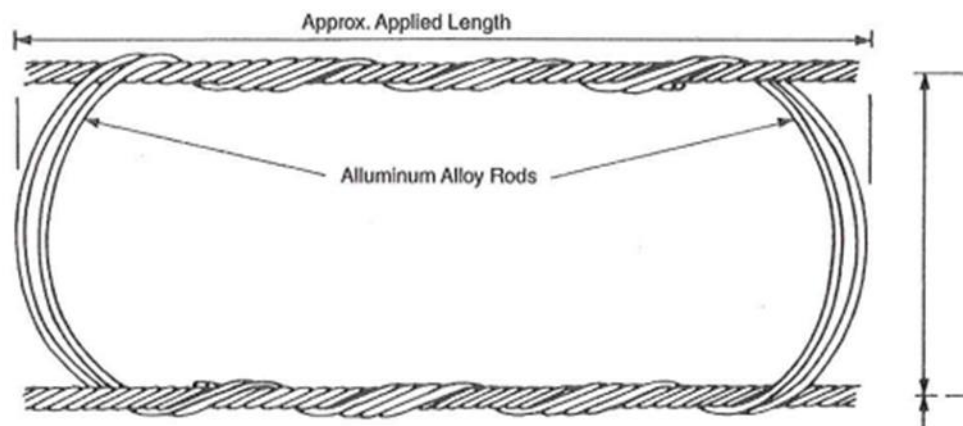
- 8.1. Preformed Line Products – Catalog No. SU-MS-5276
- 8.2. This model is an example of the equipment/material described in this document and do not represent a preference. LUMA will evaluate equally any model not listed here during any acquisition event.

9. Proposal Information

- 9.1. Submitted proposals must include:
 - a. Technical Information
 - b. Table of Compliance completed by the bidder with reference

10. Inspection

- 10.1. The acceptance of any material or equipment shall in no way relieve the vendor from his responsibility to meet all the requirements of this specification, and it shall not prevent subsequent rejection if such material is found to be defective later

11. Drawings

Warehouse ID	002-84396
--------------	-----------

— End of Specification —

Appendix

Appendix 1. Table of Compliance

Line	Criteria	Description	Pass/Fail (P / F)	Comments
1	Specification	The Proponent complies with the corresponding specification document (4752.314)		
2	Industry Standards	The Proponent complies with the industry standards established in the specification document (IEEE, ANSI, ASTM, NEMA).		
3	Material	Helical Rod Spacer is for 1192.5 ACSR 4/7 Puerto Rico Special <ul style="list-style-type: none"> • Shall be constructed entirely of high strength aluminum alloy wire formed into helical rods 		
4	Requirements	<ul style="list-style-type: none"> • Samples shall be furnished to LUMA. • LUMA requires One (1) unit properly labeled for testing and analysis. • Descriptive and technical literature shall be supplied to LUMA. Vendors that have supplied this material to PREPA in previous orders, will not have to furnish samples at bid opening. • They shall be required to show evidence of LUMA’s approval of the equipment. • Complies with the characteristics in Table 1. 		











4752.314 - Helical Rod Spacer for 1192.5 ACSR 45-7 Bunting

Final Audit Report

2024-11-27

Created:	2024-11-25
By:	Guillermo Nieves (guillermoj.nievesdia@lumapr.com)
Status:	Signed
Transaction ID:	CBJCHBCAABAAMzgDI7iDGPgW5e_onbwrHAWclEHh1p-q

"4752.314 - Helical Rod Spacer for 1192.5 ACSR 45-7 Bunting" History

-  Document created by Guillermo Nieves (guillermoj.nievesdia@lumapr.com)
2024-11-25 - 2:52:25 PM GMT
-  Document e-signed by Guillermo Nieves (guillermoj.nievesdia@lumapr.com)
Signature Date: 2024-11-25 - 2:53:16 PM GMT - Time Source: server
-  Document emailed to Leonardo Montes Sanchez (leonardo.montessanch@lumapr.com) for signature
2024-11-25 - 2:53:17 PM GMT
-  Document e-signed by Leonardo Montes Sanchez (leonardo.montessanch@lumapr.com)
Signature Date: 2024-11-26 - 7:48:09 PM GMT - Time Source: server- Signature captured from device with phone number XXXXXXXX5488
-  Document emailed to Juan Carlos Miranda (juanc.miranda@lumapr.com) for signature
2024-11-26 - 7:48:10 PM GMT
-  Email viewed by Juan Carlos Miranda (juanc.miranda@lumapr.com)
2024-11-26 - 10:50:52 PM GMT
-  Document e-signed by Juan Carlos Miranda (juanc.miranda@lumapr.com)
Signature Date: 2024-11-26 - 10:51:25 PM GMT - Time Source: server
-  Document emailed to Yamil Rivera (yamil.rivera@lumapr.com) for signature
2024-11-26 - 10:51:27 PM GMT
-  Email viewed by Yamil Rivera (yamil.rivera@lumapr.com)
2024-11-27 - 12:22:12 PM GMT
-  Document e-signed by Yamil Rivera (yamil.rivera@lumapr.com)
Signature Date: 2024-11-27 - 12:22:38 PM GMT - Time Source: server

✔ Agreement completed.

2024-11-27 - 12:22:38 PM GMT