



Document Title:  
**Quadrant Deadend Clamp 556.5-1192.5 ACSR No Fitting (USACE)**


Document Type: **Specification**      Engineering Type: **Material Specification**      Document No.: **4752.309**

Department: **Transmission Engineering**      Version: **01**      Effective Date: **Dec 6, 2024**

Shared document with: N/A

**Author**

Guillermo J. Nieves Díaz  
 Technical Specialist 1, Transmission Lines Engineering Design & Standards

  
 Guillermo Nieves (Dec 2, 2024 15:39 AST)


**Reviewer 1**

Leonardo Montes Sánchez  
 Engineer 2, Transmission Lines Engineering Design & Standards

  
 Leonardo Montes Sanchez (Dec 5, 2024 16:44 AST)


**Reviewer 2**

Juan C. Miranda Rivera  
 Manager, Transmission Lines Engineering Design

  
 Juan Carlos Miranda (Dec 6, 2024 13:30 AST)

**Approver**

Yamil I. Rivera Hernández  
 Section Manager, Transmission Lines Engineering Design

  
 Yamil Rivera (Dec 6, 2024 14:42 AST)

**Management Approval (If apply)**

**Approver**

N/A  
 N/A

Signature and Date

**Related/Referenced Documents**

Version	Date	Revision
00	Feb 27, 2023	First Issue
01	Dec 6, 2024	Changed cover page and document to new format. Modified sections 4 and 5. Included a table of compliance. Equal or approved to changed to Compatible with and information was added.

## **1. General**

### **1.1. Overview**

- 1.1.1. This is a general specification that cover the minimum requirements for a quadrant Deadend Socket Clamp with no fitting, for 556.5 24/7 ACRS Parakeet, 1192.5 ACSR 45/7 Bunting and 36/1 ACSR Puerto Rico Special, brought by the United States Army Corp of Engineers (USACE), used in the transmission system in Puerto Rico.
- 1.1.2. The material described in this specification is not issue for purchase. The material shall be used until run out.
- 1.1.3. This document includes the general electrical and mechanical characteristics of the material.

## **2. Specific Name**

- 2.1. Quadrant Deadend Socket Clamp 556.5-1192.5 ACSR No Fitting (USACE).

## **3. Basic Use**

- 3.1. Aluminum bolted quadrant strain clamps is used to affix the overhead ground wire on transmission lines structures, in combination with a Socket Eye Hardware.

## **4. Specific Requirements**

- 4.1. Samples shall be furnished to LUMA.
- 4.2. Descriptive and technical literature shall be supplied to LUMA.

## **5. Marking and Packaging**

- 5.1. Containers/pallets or package shall be marked outside with LUMA'S purchase order number and code number.
- 5.2. Vendor shall prepare material and equipment for shipment in such manner as to facilitate handling and protection for damage.
- 5.3. All material should be packaged and marked in such a way that the receiving warehouse can readily identify and send in one (1) complete unit to a field location without opening crates or boxes to sort items and / or parts.

## **6. Acceptance Criteria**

- 6.1. Latest applicable codes, standards, and other regulations: ANSI/ASTM A153
- 6.2. Test required: certified by external laboratories

## **7. Description**

- 7.1. Aluminum bolted quadrant strain clamps brought by USACE for maintenance of electrical distribution and transmission overhead lines.

- 7.2. The clamp is with no fitting attached at the end of clamp body for punting installation. The same shall be used with the Socket Eye Hardware Fitting (Warehouse Code: 002-44017)
- 7.3. Shall be made from drop-forged steel with an ultimate strength of 35,000 lbf minimum.
- 7.4. Shall be hot dip galvanized in accordance with ANSI/ASTM A153.
- 7.5. Body and keeper: heat-treated, high strength, cast aluminum alloy.
- 7.6. Metric conversion as per latest ASTM.

**8. Compatible with**

- 8.1. Hubbell – Catalog No. SD130N
- 8.2. This model is an example of the equipment/material described in this document and do not represent a preference. LUMA will evaluate equally any model not listed here during any acquisition event.

**9. Proposal Information**

- 9.1. Submitted proposals must include:
  - a. Technical Information
  - b. Table of Compliance completed by the bidder with reference

**10. Inspection**

- 10.1. The acceptance of any material or equipment shall in no way relieve the vendor from his responsibility to meet all the requirements of this specification, and it shall not prevent subsequent rejection if such material is found to be defective later.

**11. Drawings**

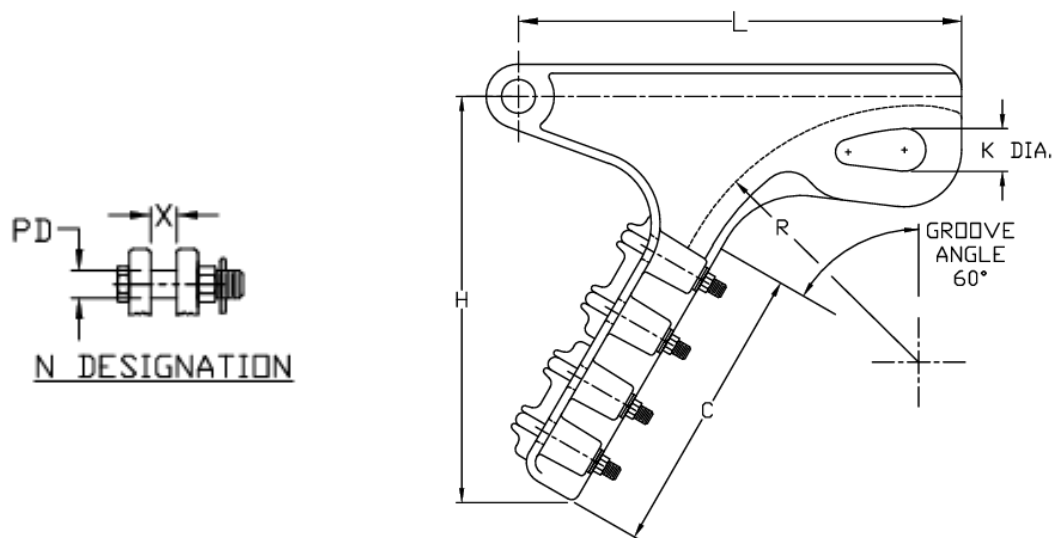


Table 1: Measurements

Clamp Range	L Min.	H Min	C Min.	K Dia	PD	R Min.	X	U Bolts	
								No.	Size
0.7" – 1.42"	14"	13.12"	9.5"	1.50"	0.75"	7.5"	1.44"	5	0.62"

Warehouse ID	002-84302
--------------	-----------

— End of Specification —



## Appendix

Appendix 1. Table of Compliance

Line	Criteria	Description	Pass/Fail (P / F)	Comments
1	Specification	The Proponent complies with the corresponding specification document (4752.309)		
2	Industry Standards	The Proponent complies with the industry standards established in the specification document (ANSI, ASTM)		
3	Material	Quadrant Deadend Socket Clamp 556.5-1192.5 ACSR No Fitting (USACE).		
4	Dimensions	Complies with Table 1		
5	Requirements	<ul style="list-style-type: none"> <li>• Samples shall be furnished to LUMA.</li> <li>• Descriptive and technical literature shall be supplied to LUMA.</li> <li>• Required to be certified by external laboratories.</li> <li>• Shall be made from drop-forged steel with an ultimate strength of 35,000 lbf minimum.</li> <li>• Shall be hot dip galvanized in accordance with ANSI/ASTM A153.</li> <li>• Body and keeper: heat-treated, high strength, cast aluminum alloy.</li> </ul>		











# 4752.309 - Quadrant Deadend Clamp 556.5-1192.5 ACSR No Fitting (USACE)

Final Audit Report

2024-12-06

Created:	2024-12-02
By:	Guillermo Nieves (guillermoj.nievesdia@lumapr.com)
Status:	Signed
Transaction ID:	CBJCHBCAABAAtpzV0pSnoReYF46yIWsz3cW2izLI5ni

## "4752.309 - Quadrant Deadend Clamp 556.5-1192.5 ACSR No Fitting (USACE)" History

-  Document created by Guillermo Nieves (guillermoj.nievesdia@lumapr.com)  
2024-12-02 - 7:31:29 PM GMT
-  Document e-signed by Guillermo Nieves (guillermoj.nievesdia@lumapr.com)  
Signature Date: 2024-12-02 - 7:39:55 PM GMT - Time Source: server
-  Document emailed to Leonardo Montes Sanchez (leonardo.montessanch@lumapr.com) for signature  
2024-12-02 - 7:39:56 PM GMT
-  Document e-signed by Leonardo Montes Sanchez (leonardo.montessanch@lumapr.com)  
Signature Date: 2024-12-05 - 8:44:16 PM GMT - Time Source: server
-  Document emailed to Juan Carlos Miranda (juanc.miranda@lumapr.com) for signature  
2024-12-05 - 8:44:17 PM GMT
-  Email viewed by Juan Carlos Miranda (juanc.miranda@lumapr.com)  
2024-12-06 - 5:29:18 PM GMT
-  Document e-signed by Juan Carlos Miranda (juanc.miranda@lumapr.com)  
Signature Date: 2024-12-06 - 5:30:23 PM GMT - Time Source: server
-  Document emailed to Yamil Rivera (yamil.rivera@lumapr.com) for signature  
2024-12-06 - 5:30:24 PM GMT
-  Email viewed by Yamil Rivera (yamil.rivera@lumapr.com)  
2024-12-06 - 6:42:13 PM GMT
-  Document e-signed by Yamil Rivera (yamil.rivera@lumapr.com)  
Signature Date: 2024-12-06 - 6:42:26 PM GMT - Time Source: server

✔ Agreement completed.

2024-12-06 - 6:42:26 PM GMT