




**Clamp Connector for 5/8 in. Ground Rod to #4/0 AWG**

**Equipment Specification**

Document No.: 4752.301


Item No.: 002-84122

Originating Dept: Transmission Eng.

	Document Title:	<b>Clamp Connector for 5/8 in. Ground Rod to #4/0 AWG</b>	
	Document Type:	<b>Equipment Specification</b>	Document No.: <b>4752.301</b>
Department Users:	Version:	Effective Date:	
Transmission & Substation Engineering	00	Jan 24, 2023	

<p><b>Author</b> Leonardo Montes Engineer in Training, T&amp;S Standards and Materials</p> <p><b>Reviewer 1</b> Rene Maldonado Supervisor, Transmission Line Engineering Standards</p> <p><b>Reviewer 2</b> Eduardo J. Flores Vega Supervisor, Substation Maintenance Mgmt</p> <p><b>Approver</b> Walter Carrasquillo, PE (Lic. # 15411) Manager, T&amp;S Standards and Materials</p>	Signature and Date	 <u>Leonardo Montes Sanchez (Jan 24, 2023 08:44 AST)</u>
	Signature and Date	 <u>Rene Maldonado (Jan 24, 2023 08:58 AST)</u>
	Signature and Date	 <u>Eduardo J. Flores (Jan 24, 2023 10:39 AST)</u>
	Signature and Date	 <u>Walter Carrasquillo (Jan 24, 2023 11:01 AST)</u>

**Management Approval**

Heriberto González Section Manager, T&S Standards and Materials	Signature and Date	 <u>Heriberto Gonzalez (Jan 24, 2023 11:59 AST)</u>
--	--------------------	--

**Version History**

Version	Date	Revision Comments
00	Jan 24, 2023	First Issue



## **1. General**

- 1.1. This is a general specification that covers the minimum requirements for Clamp Connector for 5/8 in. Ground Rod to #4/0 AWG to be used in the substations and transmission system in Puerto Rico.
- 1.2. Further information will be provided by LUMA Energy at the time of order placement and will provide information on site conditions, quantity, and other requirements.
- 1.3. This document includes the general electrical and mechanical characteristics of the material.

## **2. Specific Name**

- 2.1. Clamp Connector for 5/8 in. Ground Rod to #4/0 AWG

## **3. Basic Use**

- 3.1. For bonding #4/0 AWG bare copper grounding cable to 5/8 in. grounding rod for the Transmission and Substation.

## **4. Special Requirements**

- 4.1. Samples shall be furnished if requested by LUMA.
- 4.2. LUMA may require one (1) unit properly labeled for testing and analysis.
- 4.3. Descriptive and technical literature shall be supplied if requested by LUMA.

## **5. Marking and Packaging**

- 5.1. All material and equipment shall be packaged and marked in such a way as to facilitate handling and protection from damage and that the receiving warehouse can readily identify it and send it, in one complete unit, to a field location without opening crates or boxes to sort items and/or parts.

## **6. Equal or approved equal to:**

- 6.1. Burndy Catalog ID: C11HD4/ODB

## **7. Number per package:**

- 7.1. As approved and/or requested by LUMA

## **8. Acceptance Criteria**

- 8.1. Test required: certified by external laboratories.
- 8.2. Shall be designed, rated, and manufactured, and tested in accordance with the latest applicable IEEE, NEMA, ANSI, ASTM, and NEC Standards. If the vendor does not demonstrate its compliance with the applicable standards, these specification requirements and supply the requested documents, the bid may be rejected.
- 8.3. Must be suitable for direct burial applications.



**Clamp Connector for 5/8 in. Ground Rod to #4/0 AWG**

**Equipment Specification**

Document No.: 4752.301

Item No.: 002-84122

Originating Dept: Transmission Eng.

- 8.4. Connectors must be UL listed to standard UL467, grounding and bonding equipment for indicated conductor range.
- 8.5. Connectors are CSA certified to standard C22.2, No. 41, grounding and bonding equipment for indicated conductor range.

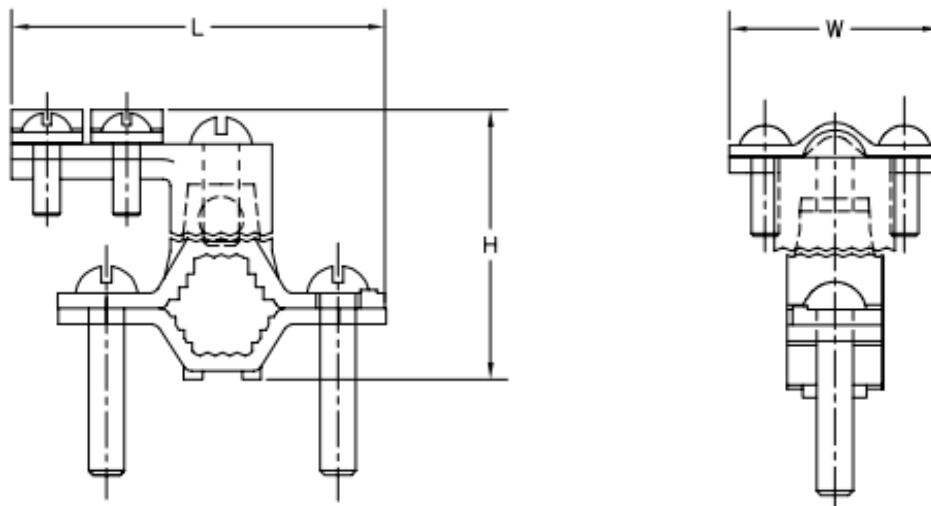
**9. Description**

- 9.1. Body material must be solid cast bronze.
- 9.2. Hardware material must be silicon bronze.
- 9.3. Strap material must be ETP Copper Strip.
- 9.4. Metric conversions as per the latest applicable ASTM Standard.

**10. Inspection**

- 10.1. The acceptance of any material or equipment shall in no way relieve the vendor from his responsibility to meet all the requirements of this specification, and it shall not prevent subsequent rejection if such material is found to be defective later.

**11. Drawing**



H	L	W	Main: Ground Rod Range	Tap: Ground
2.89"	2.65"	1.56"	3/8" – 1"	#8 – #4/0 AWG

— End of Specification —











# 4752.301 Clamp Connector for 0.625 in. Ground Rod to #4\_0 AWG

Final Audit Report

2023-01-24


Created:	2023-01-24
By:	Leonardo Montes Sanchez (leonardo.montessanch@lumapr.com)
Status:	Signed
Transaction ID:	CBJCHBCAABAAwMlcEbD3lf_3Sa501qi0U84ZFXmG9gyh

## "4752.301 Clamp Connector for 0.625 in. Ground Rod to #4\_0 A WG" History


-  Document created by Leonardo Montes Sanchez (leonardo.montessanch@lumapr.com)  
2023-01-24 - 12:29:39 PM GMT
-  Document e-signed by Leonardo Montes Sanchez (leonardo.montessanch@lumapr.com)  
Signature Date: 2023-01-24 - 12:44:14 PM GMT - Time Source: server
-  Document emailed to Rene Maldonado (rene.maldonado@lumapr.com) for signature  
2023-01-24 - 12:44:15 PM GMT
-  Email viewed by Rene Maldonado (rene.maldonado@lumapr.com)  
2023-01-24 - 12:47:44 PM GMT
-  Document e-signed by Rene Maldonado (rene.maldonado@lumapr.com)  
Signature Date: 2023-01-24 - 12:58:18 PM GMT - Time Source: server
-  Document emailed to eduardo.flores@lumapr.com for signature  
2023-01-24 - 12:58:19 PM GMT
-  Email viewed by eduardo.flores@lumapr.com  
2023-01-24 - 2:39:19 PM GMT
-  Signer eduardo.flores@lumapr.com entered name at signing as Eduardo J. Flores  
2023-01-24 - 2:39:46 PM GMT
-  Document e-signed by Eduardo J. Flores (eduardo.flores@lumapr.com)  
Signature Date: 2023-01-24 - 2:39:48 PM GMT - Time Source: server
-  Document emailed to Walter Carrasquillo (walter.carrasquillo@lumapr.com) for signature  
2023-01-24 - 2:39:52 PM GMT

 Email viewed by Walter Carrasquillo (walter.carrasquillo@lumapr.com)

2023-01-24 - 3:00:59 PM GMT

 Document e-signed by Walter Carrasquillo (walter.carrasquillo@lumapr.com)


Signature Date: 2023-01-24 - 3:01:59 PM GMT - Time Source: server

 Document emailed to Heriberto Gonzalez (heriberto.gonzalez@lumapr.com) for signature

2023-01-24 - 3:02:00 PM GMT

 Email viewed by Heriberto Gonzalez (heriberto.gonzalez@lumapr.com)

2023-01-24 - 3:59:03 PM GMT

 Document e-signed by Heriberto Gonzalez (heriberto.gonzalez@lumapr.com)

Signature Date: 2023-01-24 - 3:59:15 PM GMT - Time Source: server

 Agreement completed.

2023-01-24 - 3:59:15 PM GMT