



**Full Tension Splice Kit 1192.5 ACSR
45/7 Bunting**

Equipment Specification
Document No.: 4752.296
Item No.: 002-14114
Originating Dept: Transmission Eng.

	Document Title: Full Tension Splice Kit 1192.5 ACSR 45/7 Bunting	
	Document Type: Equipment Specification	Document No.: 4752.296
Department: Transmission Engineering	Version: 00	Effective Date: 10/17/2022

<p>Author Emmanuel E Rivera Cruz Designer, Transmission & Substation Engineering</p> <p>Reviewer 1 Rene Maldonado Supervisor, Line Engineering Standards</p> <p>Reviewer 2 Oscar Venegas Lead Engineer, Transmission Engineering</p> <p>Approver Walter Carrasquillo Alberty Manager, T&S Standards and Materials</p>	Signature and Date Emmanuel E Rivera Cruz (Oct 17, 2022 10:26 EDT)
	Signature and Date Rene Maldonado (Oct 17, 2022 10:57 EDT)
	Signature and Date Oscar E Venegas (Oct 20, 2022 11:45 EDT)
	Signature and Date Walter Carrasquillo (Oct 21, 2022 11:35 EDT)

Management Approval

Heriberto González Director, Transmission Line and Engineering Standards	Signature and Date Heriberto Gonzalez (Oct 24, 2022 13:07 EDT)
---	---

Version History

Version	Date	Revision Comments
00	October 17, 2021	General revision for final approval



1. General

- 1.1. This is a general specification that covers the minimum requirements for Full Tension Splice Kit for 1192.5 ACSR 45/7 Bunting be used in the transmission system in Puerto Rico.
- 1.2. Further information will be provided by LUMA Energy at the time of order placement and will provide information on site conditions, quantity, and other requirements.

2. Specific Name

- 2.1. Full Tension Splice Kit 1192.5 ACSR 45/7 Bunting.

3. Basic Use

- 3.1. For 1192.5 ACSR 45/7 Bunting in Overhead Transmission Lines.

4. Special Requirements

- 4.1. Samples shall be furnished if requested by LUMA.
- 4.2. LUMA may require one (1) unit properly labeled for testing and analysis.
- 4.3. Descriptive and technical literature shall be supplied if requested by LUMA.
- 4.4. Vendors that have supplied this material to PREPA in previous orders, will not have to furnish samples at bid opening.
- 4.5. They shall be required to show evidence of LUMA's approval of the equipment if requested.

5. Marking

- 5.1. Container shall be marked outside with LUMA purchase order number and code number.

6. Packaging

- 6.1. All material and equipment shall be packaged and marked in such a way as to facilitate handling and protection from damage and that the receiving warehouse can readily identify it and send it, in one complete unit, to a field location without opening crates or boxes to sort items and/or parts.

7. Labeling

- 7.1. Each unit shall be clearly marked with the installation die index number. Indications which show the installer the correct number of crimps and the spacing required shall be furnished.

8. Equal or approved equal to:

- 8.1. Burndy Corp. Catalog No. YTS52R521RS

9. Number per package:

- 9.1. Ten (10) Units per box.

10. Acceptance Criteria

10.1. Latest applicable codes, standards, and other regulations: ANSI/ASTM B230, B231, B232, B498, D2604, D2606, C119.4 CLASS 1 (FULL TENSION).

11. Description

11.1. The connector shall be Two-Sleeve Type, in accordance with ANSI/NEMA CC3. Shall be in accommodate the following conductor sizes: 1192.5 ACSR 45/7 Bunting (Diam. 1.302 in.); to be installed with standard tooling such as: Outer Splice - Burndy Y60 Die Index: 728, Inner Splice - Burndy Y60 Die Index: 728.

11.2. The connector shall be furnished prefilled with an oxide inhibiting compound and capped metric conversions as per latest ASTM.

11.3. Material:

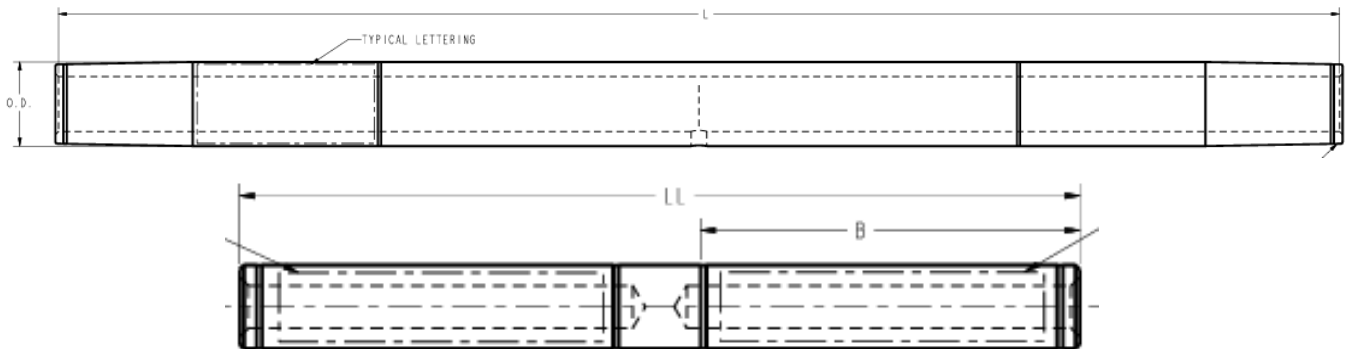
- a. Aluminum alloy 1350 H19 round conductor wire conforming with ANSI/ASTM B230.
- b. Zinc coated, class-A galvanized steel core wire conforming with ANSI/ASTM B498.

11.4. The conductor shall be Class AA stranding.

12. Inspection

12.1. The acceptance of any material or equipment shall in no way relieve the vendor from his responsibility to meet all the requirements of this specification, and it shall not prevent subsequent rejection if such material is found to be defective later.

13. Drawing



Length (L)	42.33 in.
Length (LL)	9.00 in.
Length (B)	4.00 in.
Outside Diameter (O.D.)	2.25 in.

— End of Specification —











4752.296 Full Tension Splice Kit 1192.5 ACSR 45-7 Bunting


Final Audit Report

2022-10-24

Created:	2022-10-17
By:	Emmanuel E Rivera Cruz (emmanuel.riveracruz@lumapr.com)
Status:	Signed
Transaction ID:	CBJCHBCAABAAcdW0dd3q6ld-3EKHmdCBeC2NtS-Fohht

"4752.296 Full Tension Splice Kit 1192.5 ACSR 45-7 Bunting" History


-  Document created by Emmanuel E Rivera Cruz (emmanuel.riveracruz@lumapr.com)
2022-10-17 - 2:24:38 PM GMT
-  Document e-signed by Emmanuel E Rivera Cruz (emmanuel.riveracruz@lumapr.com)
Signature Date: 2022-10-17 - 2:26:48 PM GMT - Time Source: server
-  Document emailed to Rene Maldonado (rene.maldonado@lumapr.com) for signature
2022-10-17 - 2:26:49 PM GMT
-  Email viewed by Rene Maldonado (rene.maldonado@lumapr.com)
2022-10-17 - 2:56:51 PM GMT
-  Document e-signed by Rene Maldonado (rene.maldonado@lumapr.com)
Signature Date: 2022-10-17 - 2:57:03 PM GMT - Time Source: server
-  Document emailed to oscar.venegas@lumapr.com for signature
2022-10-17 - 2:57:05 PM GMT
-  Email viewed by oscar.venegas@lumapr.com
2022-10-20 - 3:22:25 PM GMT
-  Signer oscar.venegas@lumapr.com entered name at signing as Oscar E Venegas
2022-10-20 - 3:45:05 PM GMT
-  Document e-signed by Oscar E Venegas (oscar.venegas@lumapr.com)
Signature Date: 2022-10-20 - 3:45:07 PM GMT - Time Source: server- Signature captured from device with phone number XXXXXXXX2079
-  Document emailed to Walter Carrasquillo (walter.carrasquillo@lumapr.com) for signature
2022-10-20 - 3:45:09 PM GMT

 Email viewed by Walter Carrasquillo (walter.carrasquillo@lumapr.com)

2022-10-21 - 3:33:48 PM GMT

 Document e-signed by Walter Carrasquillo (walter.carrasquillo@lumapr.com)

Signature Date: 2022-10-21 - 3:35:42 PM GMT - Time Source: server

 Document emailed to Heriberto Gonzalez (heriberto.gonzalez@lumapr.com) for signature

2022-10-21 - 3:35:44 PM GMT

 Email viewed by Heriberto Gonzalez (heriberto.gonzalez@lumapr.com)

2022-10-24 - 5:07:01 PM GMT

 Document e-signed by Heriberto Gonzalez (heriberto.gonzalez@lumapr.com)

Signature Date: 2022-10-24 - 5:07:11 PM GMT - Time Source: server

 Agreement completed.

2022-10-24 - 5:07:11 PM GMT