



Document Title:
CONECTOR JUMPER SLEEVE 795 MCM ACSS DRAKE 26/7

Document Type:
Specification

Engineering Type
Equipment Specification

Document No.:
4752.198

Department:
**Transmission
Engineering**

Version:
01

Effective Date:
03/04/24

For other, specify here

Shared document with: N/A


**Select the Departments impacted by the document (If apply)*

For other, specify here

Author

Koral Caro Rivera
Technical Specialist 1 Transmission Line Standards

Signature and Date


[Koral Caro Rivera \(Mar 27, 2024 10:33 EDT\)](#)

Reviewer 1

Leonardo Montes Sanchez
Engineer 2 Transmission Line Standards


Signature and Date


[Leonardo Montes Sanchez \(Mar 27, 2024 10:47 EDT\)](#)

Reviewer 2

Juan C Miranda
Manager, Engineer Transmission and Substation Design


Signature and Date


[Juan Carlos Miranda \(Mar 27, 2024 10:57 EDT\)](#)

Approver

Yamil Rivera Hernández
Section Manager Transmission Engineering Design

Signature and Date


[Yamil Rivera \(Apr 3, 2024 10:31 EDT\)](#)

Related/Referenced Documents

Include the applicable document, section, or reference "[add link here](#)".

Version History

Version	Date	Revision
01	03/04/24	First Issue



1. General

- 1.1. This is a general specification that covers the minimum requirements for a Connector Jumper Sleeve Aluminum to be used in the transmission system in Puerto Rico. This specification will be used only for repairs or replacement purposes.
- 1.2. Further information will be provided by LUMA Energy at the time of order placement and will provide information on site conditions, quantity and other requirements.

2. Specific Name

- 2.1. Connector Jumper Sleeve 795 MCM ACSS Drake 26/7

3. Basic Use

- 3.1. For 795 MCM ACSS Drake 26/7 in Overhead Transmission Lines

4. Special Requirements

- 4.1. Samples shall be furnished if requested by LUMA.
- 4.2. LUMA may require one (1) unit properly labeled for testing and analysis.
- 4.3. Descriptive and technical literature shall be supplied if requested by LUMA.
- 4.4. Vendors that have supplied this material to PREPA in previous orders will not have to furnish samples at bid opening.
- 4.5. They shall be required to show evidence of LUMA's approval of the equipment if requested.

5. Marking

- 5.1. The container shall be marked outside with LUMA purchase order number and code number.

6. Packaging

- 6.1. All material and equipment shall be packaged and marked in such a way as to facilitate handling and protection from damage and that the receiving warehouse can readily identify it and send it, in one complete unit, to a field location without opening crates or boxes to sort items and/or parts.

7. Labeling

- 7.1. Each unit shall be clearly marked with the installation die index number. Indications which show the installer the correct number of crimps and the spacing required shall be furnished.

8. Equal or approved equal to (example)

- 8.1. Burndy Corp. Catalog No. YNS451R

9. Number per package:

- 9.1. Ten (10) Units per box.

10. Acceptance Criteria

- 10.1. Latest applicable codes, standards, and other regulations: ANSI/ASTM B230, B231, B232, B498, D2604, D2606, C119.4 CLASS 2 (PARTIAL TENSION).

11. Description

- 11.1. The connector shall be in accordance with ANSI/NEMA CC3. Shall be in accommodate the following conductor sizes: 795 ACSS 26/7 Drake to be installed with standard tooling such as Die Index: recommended by manufacturer.
- 11.2. The connector shall be furnished prefilled with an oxide inhibiting compound and capped metric conversions as per latest ASTM.
- 11.3. Material:
 - a. Aluminum alloy 1350 H19 round conductor wire conforming with ANSI/ASTM B230.
 - b. Zinc coated, class-A galvanized steel core wire conforming with ANSI/ASTM B498.
- 11.4. The conductor shall be Class AA stranding.

11.5. Class 2 represents “Partial Tension” and requires tensile performance of a minimum of 40% of the 795 ACSS DRAKE conductor RBS (Rated Breaking Strength).

12. Inspection

12.1. The acceptance of any material or equipment shall in no way relieve the vendor from his responsibility to meet all the requirements of this specification, and it shall not prevent subsequent rejection if such material is found to be defective later.

13. Drawings



Length	18.60 in
Conductor Name	Drake
Conductor Type	ACSS
Size kcmil	795
Stranding	26/7
Warehouse Code	002-80779











4752.198 CONECTOR JUMPER SLEEVE 795 MCM ACSS DRAKE


Final Audit Report

2024-04-03

Created:	2024-03-27
By:	Koral Caro Rivera (koral.carorivera@lumapr.com)
Status:	Signed
Transaction ID:	CBJCHBCAABAA9FTJBPTwukGOj6oLb4b9Oy7ZDkAnxwSn

"4752.198 CONECTOR JUMPER SLEEVE 795 MCM ACSS DR AKE" History

-  Document created by Koral Caro Rivera (koral.carorivera@lumapr.com)
2024-03-27 - 2:30:32 PM GMT
-  Document emailed to Koral Caro Rivera (koral.carorivera@lumapr.com) for signature
2024-03-27 - 2:30:36 PM GMT
-  Email viewed by Koral Caro Rivera (koral.carorivera@lumapr.com)
2024-03-27 - 2:33:25 PM GMT
-  Document e-signed by Koral Caro Rivera (koral.carorivera@lumapr.com)
Signature Date: 2024-03-27 - 2:33:31 PM GMT - Time Source: server
-  Document emailed to Leonardo Montes Sanchez (leonardo.montessanch@lumapr.com) for signature
2024-03-27 - 2:33:32 PM GMT
-  Email viewed by Leonardo Montes Sanchez (leonardo.montessanch@lumapr.com)
2024-03-27 - 2:47:24 PM GMT
-  Document e-signed by Leonardo Montes Sanchez (leonardo.montessanch@lumapr.com)
Signature Date: 2024-03-27 - 2:47:32 PM GMT - Time Source: server
-  Document emailed to Juan Carlos Miranda (juanc.miranda@lumapr.com) for signature
2024-03-27 - 2:47:33 PM GMT
-  Email viewed by Juan Carlos Miranda (juanc.miranda@lumapr.com)
2024-03-27 - 2:56:12 PM GMT
-  Document e-signed by Juan Carlos Miranda (juanc.miranda@lumapr.com)
Signature Date: 2024-03-27 - 2:57:23 PM GMT - Time Source: server

 Document emailed to Yamil Rivera (yamil.rivera@lumapr.com) for signature


2024-03-27 - 2:57:24 PM GMT

 Email viewed by Yamil Rivera (yamil.rivera@lumapr.com)

2024-04-03 - 2:30:03 PM GMT

 Document e-signed by Yamil Rivera (yamil.rivera@lumapr.com)

Signature Date: 2024-04-03 - 2:31:10 PM GMT - Time Source: server

 Agreement completed.

2024-04-03 - 2:31:10 PM GMT