



People first. Safety always.

Document Title:

CONNECTOR JUMPER SLEEVE 556.5 MCM ACSS PARAKEET 24/7

Document Type:
Specification

Engineering Type
Material Specification

Document No.:
4752.197

Department:
**Transmission
Engineering**

Version:
03

Effective Date:
Jul 2, 2025

For others, specify here

Shared document with: N/A

Transmission

**Select the Departments impacted by the document (if apply)*

For others, specify here

Author

Rosalía Alverio González
Technical Specialist III, Distribution Standards & Materials

Signature and Date:

Jun 30, 2025

Reviewer

Oscar Venegas, PE (Lic. 23125)
Supervisor, Line Engineering Design, Standards and Records

Signature and Date:

Jul 1, 2025

Approver

Reinaldo Baretty Huertas, PE (Lic. 16712)
Director Systems Standards and Records

Signature and Date:

Jul 2, 2025

Management Approval (If apply)

Approver

Name
Position

Signature and Date:

Related/Referenced Documents

N/A

Version History

Version	Date	Revision
01	22/02/2024	Initial Release
02	12/06/2024	Shared documents with Distribution and fixed compatible manufacturer model.
03	6/27/2025	General format modifications. Content revision of all sections.



Item Version History

Warehouse Catalog #	Asset Suite #	Version	Date
002-80778	80778	03	06/27/2025



1. Introduction

This is a general specification that covers the minimum requirements for connector jumper sleeve 556.5 MCM ACSS parakeet 24/7 to be used in the Transmission System in Puerto Rico. Further information will be provided by LUMA Energy at the time of order placement and will provide information on site specific conditions, quantity, and other requirements. This document includes the general characteristics of the equipment/material.

2. Special Requirements

Samples shall be furnished as requested by LUMA Energy. Vendors that have supplied this equipment/material to LUMA on previous orders, will not have to furnish samples at bid opening. The equipment/material will be received at LUMA's general warehouse (017) at Palo Seco, Puerto Rico. Shipping will include transportation and unloading at the indicated warehouse.

3. Literature

- 3.1. Descriptive and technical literature must be supplied by the vendor at time of bidding. This literature must include, but is not limited to, details of material, drawings, documented testing, and instructions for use and installation. The literature must be an official document from and certified by the manufacturer. **Failure to submit documents on time and duly certified by the manufacturer will cause bidder disqualification.**
- 3.2. If required by LUMA, final drawings and documentation shall be submitted by the vendor before the manufacturing and shipping process for approval.

4. Compatible with

For compatible manufacturer and model see Table 1. These models are examples of the equipment/material described in this document and do not represent a preference. LUMA will evaluate equally any model not listed here during any acquisition event

5. Markings

- 5.1. Containers shall be marked outside with LUMA Energy's purchase order and item number.
- 5.2. Individual package(s) shall be clearly marked with manufacturer name and item information (part number, serial number, quantity, etc.).
- 5.3. Packaging labels and tags shall be waterproof.

6. Packaging

- 6.1. All equipment/material shall be packaged and marked in such a way as to facilitate handling and protection from damage and that the receiving warehouse can readily identify it and send it, in one complete unit, to a field location without opening crates or boxes to sort items and/or parts.
- 6.2. A list of all parts included in the container and/or package must be provided at the time of delivery so the receiving personnel can verify that everything requested is present, avoiding any delay in the receiving process.

7. Number Per Package (Logistics)

Minimum pack quantity: One (1) unit per box or as requested by LUMA.

8. Acceptance Criteria

- 8.1. Test required: certified by external qualified laboratories.
- 8.2. Product shall be manufactured in accordance with the latest issue below (section 8.3). When conflicts occur between purchaser's specifications and the latest issue below, the purchaser's specification shall prevail.
- 8.3. Latest applicable codes, standards, and other regulations:

ANSI C119.4 American National Standard for electric connectors used with aluminum and/or copper conductors in power distribution and transmission lines.

RUS Rural Utilities Service

RoHS Restriction of Hazardous Substances (RoHS) Directive, which restricts the use of certain hazardous substances in electrical and electronic equipment.

8.4. If any other standard different from the ones indicated in this document is used, the supplier must provide information showing compatibility with the required ones.

9. Description

- 9.1. Single sleeve, aluminum, partial tension compression connector used for splice ACSS conductors on jumper loop in overhead lines.
- 9.2. Sleeve must be designed to withstand jumper loop tensile and vibration stresses.
- 9.3. Sleeve must have cable stop in the center.
- 9.4. Splice connectors must have permanent marking showing model, conductor size range, and die index.
- 9.5. Shall be furnished pre-filled with an oxide inhibiting compound strip sealed and capped.
- 9.6. Must be installed with standard tooling and dies. For die index see Table 1.

10. Inspection

- 10.1. Upon inspection of incoming equipment/material, the purchaser reserves the right to refuse product shipments and to determine the acceptability or rejection of the product received. The supplier shall be liable for all costs incurred for a product that is rejected.
- 10.2. The acceptance of any equipment/material shall in no way relieve the vendor from his responsibility to meet all the requirements of this specification, and it would not prevent subsequent rejection if such equipment/materials were found later to be defective.

11. Proposal Information

- 11.1. Submitted proposals must include:
 - a. Technical information, drawings, and tests.
 - b. Table of Compliance completed by the bidder with reference (see Appendix 1).

12. Table 1: Warehouse and Asset Suite Identification Number

Warehouse Catalog #	Asset Suite #	Use for:		Minimum Length (in.)	Die Index/ Die Sets	Compatible Manufacturer	Model
		Conductor Size (ACSS)	Conductor Diameter (in.)				
008-80778	80778	556.5 (24/7)	0.914	20.12	720/L720	Burndy	BYNS39RHT

Appendix

Appendix 1: Table of Compliance

Criteria	Description	Pass/Fail (P/F)	Comments
Specification	The Proponent complies with the corresponding specification document. (4752.197)		
Industry Standards	The Proponent complies with the industry standards established in the specification document. (ANSI)		
Type	Jumper loop, single sleeve, partial tension for aluminum conductor.		
Description	Sleeve must be designed to withstand jumper loop tensile and vibration stresses.		
	Sleeve must have cable stop in the center.		
	Splice connectors must have permanent marking showing model, conductor size range, and die index		
	Shall be furnished pre-filled with an oxide inhibiting compound strip sealed and capped.		
Use for	Conductor Size (ACSS): 556.5 (24/7)		
	Conductor Diameter: 0.914 (in.)		
Dimension/Die	Minimum Length: 20.12 in.		
	Die Index/Die Sets: 720/L720		
Material	Aluminum		

NOTE: This table is only a checklist for reference. The compliance must be with the complete document. Filling out the table with “PASS” won’t be accepted as a compliance without the technical information required to certify it.










4752.197 CONECTOR JUMPER SLEEVE 556.5 MCM ACSS PARAKEET (24-7)- (6-27-2025)


Final Audit Report

2025-07-02


Created:	2025-06-30
By:	Rosalia Alverio (rosalia.alverio@lumapr.com)
Status:	Signed
Transaction ID:	CBJCHBCAABAAhTOI4uZV5Os1O7BUVmassQUtZ4Ak0PR1

"4752.197 CONECTOR JUMPER SLEEVE 556.5 MCM ACSS P ARAKEET (24-7)-(6-27-2025)" History

-  Document created by Rosalia Alverio (rosalia.alverio@lumapr.com)
2025-06-30 - 1:58:51 PM GMT
-  Document emailed to Rosalia Alverio (rosalia.alverio@lumapr.com) for signature
2025-06-30 - 1:58:55 PM GMT
-  Email viewed by Rosalia Alverio (rosalia.alverio@lumapr.com)
2025-06-30 - 2:14:33 PM GMT
-  Document e-signed by Rosalia Alverio (rosalia.alverio@lumapr.com)
Signature Date: 2025-06-30 - 2:15:22 PM GMT - Time Source: server
-  Document emailed to Oscar Venegas (oscar.venegas@lumapr.com) for signature
2025-06-30 - 2:15:24 PM GMT
-  Email viewed by Oscar Venegas (oscar.venegas@lumapr.com)
2025-07-01 - 2:23:43 PM GMT
-  Document e-signed by Oscar Venegas (oscar.venegas@lumapr.com)
Signature Date: 2025-07-01 - 2:24:24 PM GMT - Time Source: server
-  Document emailed to Reinaldo Baretty (reinaldo.baretty@lumapr.com) for signature
2025-07-01 - 2:24:26 PM GMT
-  Email viewed by Reinaldo Baretty (reinaldo.baretty@lumapr.com)
2025-07-02 - 12:52:59 PM GMT

 Document e-signed by Reinaldo Baretty (reinaldo.baretty@lumapr.com)

Signature Date: 2025-07-02 - 12:55:15 PM GMT - Time Source: server

 Agreement completed.

2025-07-02 - 12:55:15 PM GMT