



**Full Tension Splice Kit 1192.5 ACSR  
36/1 PR Special**

**Equipment Specification**  
Document No.: 4752.169  
Item No.: 002-11961  
Originating Dept: Transmission Eng.

	Document Title: <b>Full Tension Splice Kit 1192.5 ACSR 36/1 PR Special</b>	
	Document Type: <b>Equipment Specification</b>	Document No.: <b>4752.169</b>
Department: Transmission Engineering	Version: 00	Effective Date: 10/14/2022

<p><b>Author</b> Leonardo Montes Sanchez Engineer in Training, T&amp;S Engineering</p> <p><b>Reviewer 1</b> Rene Maldonado Supervisor, Line Engineering Standards</p> <p><b>Reviewer 2</b> Oscar Venegas Lead Engineer, Transmission Engineering</p> <p><b>Approver</b> Walter Carrasquillo Alberty Manager, T&amp;S Standards and Materials</p>	Signature and Date  <a href="#">Leonardo Montes Sanchez (Nov 3, 2022 09:03 EDT)</a>
	Signature and Date  <a href="#">Rene Maldonado (Nov 3, 2022 09:26 EDT)</a>
	Signature and Date  <a href="#">Oscar E Venegas (Nov 3, 2022 09:33 EDT)</a>
	Signature and Date  <a href="#">Walter Carrasquillo (Nov 3, 2022 13:57 EDT)</a>

**Management Approval**

Heriberto González Director, Transmission Line and Engineering Standards	Signature and Date  <a href="#">Heriberto Gonzalez (Nov 3, 2022 14:34 EDT)</a>
---	--

**Version History**

Version	Date	Revision Comments
00	October 14, 2022	General revision for final approval



## **1. General**

- 1.1. This is a general specification that covers the minimum requirements for Full Tension Splice Kit for 1192.5 ACSR 36/1 PR Special be used in the transmission system in Puerto Rico.
- 1.2. Further information will be provided by LUMA Energy at the time of order placement and will provide information on site conditions, quantity, and other requirements.

## **2. Specific Name**

- 2.1. Full Tension Splice Kit 1192.5 ACSR 36/1 PR Special.

## **3. Basic Use**

- 3.1. For 1192.5 ACSR 36/1 PR Special in Overhead Transmission Lines.

## **4. Special Requirements**

- 4.1. Samples shall be furnished if requested by LUMA.
- 4.2. LUMA may require one (1) unit properly labeled for testing and analysis.
- 4.3. Descriptive and technical literature shall be supplied if requested by LUMA.
- 4.4. Vendors that have supplied this material to PREPA in previous orders, will not have to furnish samples at bid opening.
- 4.5. They shall be required to show evidence of LUMA's approval of the equipment if requested.

## **5. Marking**

- 5.1. Container shall be marked outside with LUMA purchase order number and code number.

## **6. Packaging**

- 6.1. All material and equipment shall be packaged and marked in such a way as to facilitate handling and protection from damage and that the receiving warehouse can readily identify it and send it, in one complete unit, to a field location without opening crates or boxes to sort items and/or parts.

## **7. Labeling**

- 7.1. Each unit shall be clearly marked with the installation die index number. Indications which show the installer the correct number of crimps and the spacing required shall be furnished.

## **8. Equal or approved equal to:**

- 8.1. Burndy Corp. Catalog No. YTS49RG2

## **9. Number per package:**

- 9.1. Ten (10) Units per box.

**10. Acceptance Criteria**

10.1. Latest applicable codes, standards, and other regulations: ANSI/ASTM B230, B231, B232, B498, D2604, D2606, C119.4 CLASS 1 (FULL TENSION).

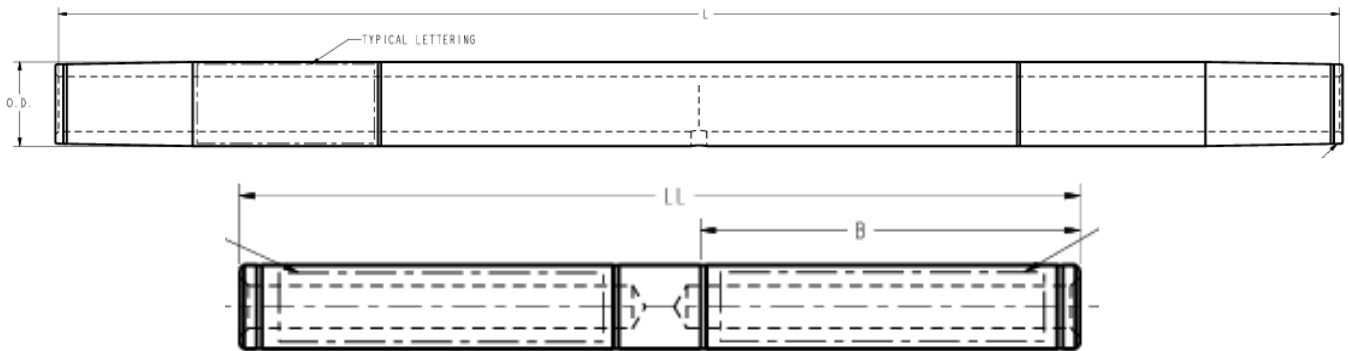
**11. Description**

- 11.1. The connector shall be Two-Sleeve Type, in accordance with ANSI/NEMA CC3. Shall be in accommodate the following conductor sizes: 1192.5 ACSR 36/1 PR Special (Diam. 1.27 in.); to be installed with standard tooling such as: Outer Splice - Burndy Y60 Die Index: L728, Inner Splice - Burndy Y60 Die Index: L728.
- 11.2. The connector shall be furnished prefilled with an oxide inhibiting compound and capped metric conversions as per latest ASTM.
- 11.3. Material:
  - a. Aluminum alloy 1350 H19 round conductor wire conforming with ANSI/ASTM B230.
  - b. Zinc coated, class-A galvanized steel core wire conforming with ANSI/ASTM B498.
- 11.4. The conductor shall be Class AA stranding.

**12. Inspection**

12.1. The acceptance of any material or equipment shall in no way relieve the vendor from his responsibility to meet all the requirements of this specification, and it shall not prevent subsequent rejection if such material is found to be defective later.

**13. Drawing**



Length (L) Min.	28.0 in.
Length (LL) Min.	5.0 in.
Length (B) Min.	2.0 in.
Outside Diameter (O.D.) Min.	2.25 in.

— End of Specification —











# 4752.169 Full Tension Splice Kit 1192.5 ACSR 36-1 PR Special

Final Audit Report

2022-11-03

Created:	2022-11-03
By:	Leonardo Montes Sanchez (leonardo.montessanch@lumapr.com)
Status:	Signed
Transaction ID:	CBJCHBCAABAAX_DaLsQL_V7RX9FUyxE6xnVSqXPv_Ogg

## "4752.169 Full Tension Splice Kit 1192.5 ACSR 36-1 PR Special" History


-  Document created by Leonardo Montes Sanchez (leonardo.montessanch@lumapr.com)  
2022-11-03 - 1:00:31 PM GMT
-  Document e-signed by Leonardo Montes Sanchez (leonardo.montessanch@lumapr.com)  
Signature Date: 2022-11-03 - 1:03:55 PM GMT - Time Source: server
-  Document emailed to Rene Maldonado (rene.maldonado@lumapr.com) for signature  
2022-11-03 - 1:03:56 PM GMT
-  Email viewed by Rene Maldonado (rene.maldonado@lumapr.com)  
2022-11-03 - 1:26:06 PM GMT
-  Document e-signed by Rene Maldonado (rene.maldonado@lumapr.com)  
Signature Date: 2022-11-03 - 1:26:15 PM GMT - Time Source: server
-  Document emailed to oscar.venegas@lumapr.com for signature  
2022-11-03 - 1:26:16 PM GMT
-  Email viewed by oscar.venegas@lumapr.com  
2022-11-03 - 1:32:02 PM GMT
-  Signer oscar.venegas@lumapr.com entered name at signing as Oscar E Venegas  
2022-11-03 - 1:33:02 PM GMT
-  Document e-signed by Oscar E Venegas (oscar.venegas@lumapr.com)  
Signature Date: 2022-11-03 - 1:33:04 PM GMT - Time Source: server- Signature captured from device with phone number XXXXXXXX2079
-  Document emailed to Walter Carrasquillo (walter.carrasquillo@lumapr.com) for signature  
2022-11-03 - 1:33:06 PM GMT

 Email viewed by Walter Carrasquillo (walter.carrasquillo@lumapr.com)

2022-11-03 - 5:57:05 PM GMT

 Document e-signed by Walter Carrasquillo (walter.carrasquillo@lumapr.com)


Signature Date: 2022-11-03 - 5:57:35 PM GMT - Time Source: server

 Document emailed to Heriberto Gonzalez (heriberto.gonzalez@lumapr.com) for signature

2022-11-03 - 5:57:36 PM GMT

 Email viewed by Heriberto Gonzalez (heriberto.gonzalez@lumapr.com)

2022-11-03 - 6:34:15 PM GMT

 Document e-signed by Heriberto Gonzalez (heriberto.gonzalez@lumapr.com)

Signature Date: 2022-11-03 - 6:34:36 PM GMT - Time Source: server

 Agreement completed.

2022-11-03 - 6:34:36 PM GMT