



Document Title:
Fuse Puller Fittings

Document Type:
Specification

Engineering Type
Material Specification

Document No.:
4350.329

Department
Distribution

Version:
01

Effective Date:
Sep 25, 2023

Shared document with: Others

HSE

**Select the Departments impacted by the document*

For others, specify here

Author Rodolfo A Flores Ortiz, PE General Engineer, Distribution Standards & Materials	Signature and Date  Sep 22, 2023
Reviewer Jose Costa Malaret Manager, Field Safety	Signature and Date  Sep 22, 2023
Reviewer Rafael Torres Martínez, PE Supervisor, Distribution Standards & Materials	Signature and Date  Sep 22, 2023
Approver Ricardo Castro Gómez, PE Manager, Distribution Standards & Materials	Signature and Date  Sep 25, 2023

Management Approval (If apply)

Approver Name Position	Signature and Date N/A
-------------------------------------	---------------------------

Related/Referenced Documents

N/A.

Version History

Version	Date	Revision
01	09/22/2022	Initial release



Item Version History

Warehouse Catalog #	Asset Suite	Version	Date
072-83400	83400	1	09/22/2023
072-85295	85295	1	09/22/2023



1. Introduction

This is a general specification that covers the minimum requirements for the fuse puller fittings used in the distribution system in Puerto Rico. Further information will be provided by LUMA Energy at the time of order placement and will provide information on site specific conditions, quantity, and other requirements. This document includes the general electrical and mechanical characteristics of the material.

2. Special Requirements

Samples shall be furnished as requested by LUMA Energy. Vendors that have supplied this material to LUMA on previous orders will not have to furnish samples at bid opening. The equipment/material will be received at the LUMA's general warehouse (011) at Palo Seco, Puerto Rico. Shipping will include transportation and unloading at the indicated warehouse.

3. Literature

Descriptive and technical literature must be supplied by the vendor at time of bidding. This literature may include, but is not limited to details of material, drawings, documented testing, and instructions for use and installation. Failure to submit documents on time will cause bidder disqualification. For products described in this specification as requiring qualification, awards will be made only for such products that, prior to the time for opening of bids, had been tested and/or approved by LUMA. Evidence of PREPA's and/or LUMA Energy's approval of the equipment/material shall be supplied by vendor if requested by LUMA Energy.

4. Markings

- 4.1. Wooden crates or packages must be clearly marked on the outside with LUMA Energy's purchase order, warehouse item number, and supplier's part number.
- 4.2. Packaging labels and tags shall be waterproof.

5. Compatible with:

See Table 1 for compatible manufacturers and models. These models are examples of the material(s) described in this document and do not represent a preference. LUMA will evaluate equally any model not listed here during any acquisition event.

6. Packaging

All equipment/material shall be packaged and marked in such a way as to facilitate handling and protection from damage and that the receiving warehouse can readily identify it and send it, in one complete unit, to a field location without opening crates or boxes to sort items and/or parts.

7. Number Per Package (Logistics)

One (1) per package or as requested by LUMA Energy.

8. Acceptance Criteria

- 8.1. Test required: certified by external laboratories.
- 8.2. The equipment/material shall be manufactured in accordance with the latest applicable standard specifications. When conflicts occur between purchaser's specifications and the standard specifications, the purchaser's specification shall prevail.
- 8.3. Latest applicable codes, standards, and other regulations:

9. Description

- 9.1. Used for installing and operating various types of fuses and fuse-like materials.
- 9.2. Pigtail Disconnect Fuse Puller
 - a. Material shall be bronze.
 - b. The fuse puller shall have a curled prong at one end to give positive engagement when pulling disconnects and cutouts.
 - c. The end of each prong shall be larger to avoid items that are attached to the tool falling off during their handling.
- a. The tool shall be manufactured with a universal fitting capable of been attached to hot stick with universal head.
- 9.3. Curled and Straight Fuse Puller
 - a. The material shall be aluminum-bronze.
 - b. The fuse puller shall have a curled prong at one end and a straight prong on the other.
 - c. The curled prong end shall provide an upward slope that keeps fuses from sliding off. The straight prong shall be made to the configuration and size conforming to ANSI standards.
 - d. The end of each prong shall be larger to avoid items that are attached to the tool falling off during their handling.
 - e. The tool shall be manufactured with a universal fitting capable of been attached to hot stick with universal head.

10. Inspection

The acceptance of any equipment/material shall in no way relieve the vendor from his responsibility to meet all the requirements of this specification, and it would not prevent subsequent rejection if such equipment/material were found later to be defective.

11. Proposal Information

11.1. Submitted proposals must include:

- a. Technical information
- b. Table of Compliance completed by the bidder with reference (see Appendix 1).

12. Table 1: Warehouse Identification Table

Warehouse Number	Asset Suite	Type	Compatible Manufacturer	Catalog model
072-83400	83400	Pigtail Disconnect	Hastings	A10042
072-85295	85295	Curled and Straight	S&C	4440

— End of Specification —



Appendix

Appendix 1: Table of Compliance for Pigtail Disconnect Fuse Puller

Criteria	Description	Pass/Fail (P / F)	Comments
Specification	The Proponent complies with the corresponding specification document (4350.329).		
Industry Standards	The Proponent complies with the industry standards established in the specification document.		
Material	Bronze		
Construction	The fuse puller shall have a curled prong at one end to give positive engagement when pulling disconnects and cutouts.		
	The end of each prong shall be larger to avoid that items that are attached to the tool falls off during their handling.		
Compatibility	Manufactured with a universal fitting capable of been attached to hot stick with universal head.		

Appendix 2: Table of Compliance for Curled and Straight Fuse Puller

Criteria	Description	Pass/Fail (P / F)	Comments
Specification	The Proponent complies with the corresponding specification document (4350.329).		
Industry Standards	The Proponent complies with the industry standards established in the specification document.		
Material	Aluminum-bronze		
Construction	Shall have a curled prong at one end and a straight prong on the other.		
	Curled prong end shall provide an upward slope that keeps fuses from sliding off.		
	The straight prong shall be made to the configuration and size conforming to ANSI standards.		
	The end of each prong shall be larger to avoid that items that are attached to the tool falls off during their handling.		
Compatibility	Manufactured with a universal fitting capable of been attached to hot stick with universal head.		












4350.329 Pigtail and Talon Fuse Puller


Final Audit Report


2023-09-25


Created:	2023-09-22
By:	Rodolfo Flores (rodolfo.floresortiz@lumapr.com)
Status:	Signed
Transaction ID:	CBJCHBCAABAAXcNsmVD1EXETIrfV1z9S2adwyeLr69uc

"4350.329 Pigtail and Talon Fuse Puller" History

-  Document created by Rodolfo Flores (rodolfo.floresortiz@lumapr.com)
2023-09-22 - 6:27:53 PM GMT
-  Document e-signed by Rodolfo Flores (rodolfo.floresortiz@lumapr.com)
Signature Date: 2023-09-22 - 6:30:15 PM GMT - Time Source: server
-  Document emailed to jose.costa@lumapr.com for signature
2023-09-22 - 6:30:16 PM GMT
-  Email viewed by jose.costa@lumapr.com
2023-09-22 - 6:34:19 PM GMT
-  Signer jose.costa@lumapr.com entered name at signing as Jose Costa
2023-09-22 - 6:36:00 PM GMT
-  Document e-signed by Jose Costa (jose.costa@lumapr.com)
Signature Date: 2023-09-22 - 6:36:02 PM GMT - Time Source: server
-  Document emailed to Rafael Torres-Martinez (rafael.torresm@lumapr.com) for signature
2023-09-22 - 6:36:04 PM GMT
-  Email viewed by Rafael Torres-Martinez (rafael.torresm@lumapr.com)
2023-09-22 - 6:37:04 PM GMT
-  Document e-signed by Rafael Torres-Martinez (rafael.torresm@lumapr.com)
Signature Date: 2023-09-22 - 6:47:07 PM GMT - Time Source: server
-  Document emailed to ricardo.castro@lumapr.com for signature
2023-09-22 - 6:47:08 PM GMT
-  Email viewed by ricardo.castro@lumapr.com
2023-09-25 - 3:06:47 PM GMT

 Signer ricardo.castro@lumapr.com entered name at signing as Ricardo Castro Gómez
2023-09-25 - 3:07:36 PM GMT

 Document e-signed by Ricardo Castro Gómez (ricardo.castro@lumapr.com)
Signature Date: 2023-09-25 - 3:07:38 PM GMT - Time Source: server

 Agreement completed.
2023-09-25 - 3:07:38 PM GMT