



Document Title:

Connector End Insulating Line Hose

Document Type:
Specification

Engineering Type
Material Specification

Document No.:
4350.310

Department
Distribution

Version:
02

Effective Date:
Jul 30, 2024

Shared document with: N/A

**Select the Departments impacted by the document*

For others, specify here

Author

Rodolfo A. Flores Ortiz, PE (Lic. 27131)
General Engineer, Distribution Standards & Materials

Signature and Date

Jul 30, 2024

Reviewer

Jose R. Torres Irizarry, EIT (Cert. 14613)
Engineer II, Distribution Standards & Materials

Signature and Date

Jul 30, 2024

Approver

Ricardo Castro Gómez, PE (Lic. 12135)
Manager, Distribution Standards & Materials

Signature and Date

Jul 30, 2024

Management Approval (If apply)

Approver

Name
Position

Signature and Date

N/A

Related/Referenced Documents

N/A

Version History

Version	Date	Revision Comments
1	Apr 06, 2023	Initial release
2	Jul. 30, 2024	General format modifications, TOC updated, Section 4 modified, and sections order rearranged.



Item Version History

Warehouse Catalog #	Asset Suite #	Version	Date
072-01395	54664	6	7/30/2024
072-84604	84604	2	7/30/2024



1. Introduction

This is a general specification that covers the minimum requirements for the connector end insulating line hose used in the distribution system in Puerto Rico. Further information will be provided by LUMA Energy at the time of order placement and will provide information on site specific conditions, quantity, and other requirements. This document includes the general electrical and mechanical characteristics of the equipment/material.

2. Special Requirements

Samples shall be furnished as requested by LUMA Energy. Vendors that have supplied this equipment/material to LUMA on previous orders will not have to furnish samples at bid opening. The equipment/material will be received at the LUMA's general warehouse (011) at Palo Seco, Puerto Rico. Shipping will include transportation and unloading at the indicated warehouse.

3. Literature

Descriptive and technical literature must be supplied by the vendor at time of bidding. This literature may include, but is not limited to details of material, drawings, documented testing, and instructions for use and installation. Failure to submit documents on time will cause bidder disqualification. If required by LUMA, final drawings shall be submitted by the vendor before the manufacturing and shipping process for approval.

4. Compatible with

For compatible manufacturers and models, see Table 1. These models are examples of the equipment/materials described in this document and do not represent a preference. LUMA will evaluate equally any models not listed here during any acquisition event.

5. Markings

- 5.1. Containers shall be marked outside with LUMA Energy's purchase order and item number.
- 5.2. Packaging labels and tags shall be waterproof.

6. Packaging

All equipment/material shall be packaged and marked in such a way as to facilitate handling and protection from damage and that the receiving warehouse can readily identify it and send it, in one complete unit, to a field location without opening crates or boxes to sort items and/or parts.

7. Number Per Package (Logistics)

One (1) per package or as requested by LUMA Energy.

8. Acceptance Criteria

- 8.1. Test required: certified by external laboratories.
- 8.2. Product shall be manufactured in accordance with the latest issue below (section 8.3). When conflicts occur between purchaser's specifications and the latest issue below, the purchaser's specification shall prevail.
- 8.3. Latest applicable codes, standards, and other regulations.
- 8.4. If any other standard different from the ones indicated in this document are used, the supplier must provide information showing compatibility with the required ones.

9. Description

- 9.1. Shall be made of ozone resistant elastomer or combination of elastomeric compounds (Type II) or any combination of elastomer and thermoplastic polymers, elastic in nature (Type III).
- 9.2. Shall be rated at 20 kV (Class 2)
- 9.3. Line hose shall have a molded connector at one end for style B, the hose and connector shall be a homogenous rubber piece. Glued connectors to hose will not be accepted.
- 9.4. The hose shall have an internal diameter of 1.25 inches. Length of hose shall be as requested by LUMA (see Table 1 for specific length).
- 9.5. Hose shall remain flexible and shall not be damaged by ozone or ultraviolet rays.
- 9.6. Color shall be orange.

10. Inspection

The acceptance of any equipment/material shall in no way relieve the vendor from his responsibility to meet all the requirements of this specification, and it would not prevent subsequent rejection if such equipment/materials were found later to be defective.



11. Proposal Information

11.1. Submitted proposals must include:

- a. Technical information, tests, and drawings.
- b. Table of Compliance completed by the bidder with reference (see Appendix 1).

12. Table #1: Warehouse Number and Identification Information

Warehouse Number	Asset Suite	Length (ft.)	Compatible Model
072-01395	54664	3	Hubbell C4060304 Salisbury OR125-3C
072-84604	84604	6	Hubbell C4060306 Salisbury OR125-6C

— End of Specification —



Appendix



Appendix 1: Table of Compliance

Line	Description	Pass/Fail (P/F)
1	The Proponent complies with the corresponding specification document.	
2	The Proponent complies with the industry standards established in the specification document. (ANSI, ASTM)	
3	Tech. info., tests & drawings provided.	
4	Rated at 20 kV (Class 2)	
5	Ozone resistant elastomer, elastomeric compounds (Type II), or elastomer and thermoplastic polymers (Type III)	
6	Remain flexible, not be damaged by ozone or UV rays	
7	Orange	
8	I.D.: 1.25 inches	
9	Length: 072-01395: 3 ft. 072-84604: 6 ft.	
10	Style B molded connector at one end	

NOTE: This table is only a checklist for reference. The compliance shall be with the complete document. Marking a PASS in the table won't be accepted as a compliance without the technical information required to certify it.










4350.310 Connector End Insulating Line Hose (07-30-2024)

Final Audit Report

2024-07-30

Created:	2024-07-30
By:	Rodolfo Flores (rodolfo.floresortiz@lumapr.com)
Status:	Signed
Transaction ID:	CBJCHBCAABAA__SHoCe646JUvEN46aE1M8AO_2bLYBF

"4350.310 Connector End Insulating Line Hose (07-30-2024)" History

-  Document created by Rodolfo Flores (rodolfo.floresortiz@lumapr.com)
2024-07-30 - 1:38:41 PM GMT
-  Document emailed to Rodolfo Flores (rodolfo.floresortiz@lumapr.com) for signature
2024-07-30 - 1:38:46 PM GMT
-  Document e-signed by Rodolfo Flores (rodolfo.floresortiz@lumapr.com)
E-signature obtained using URL retrieved through the Adobe Acrobat Sign API
Signature Date: 2024-07-30 - 1:39:03 PM GMT - Time Source: server
-  Document emailed to jose torres (JoseR.Torreslrizarr@Lumapr.com) for signature
2024-07-30 - 1:39:05 PM GMT
-  Email viewed by jose torres (JoseR.Torreslrizarr@Lumapr.com)
2024-07-30 - 1:41:54 PM GMT
-  Document e-signed by jose torres (JoseR.Torreslrizarr@Lumapr.com)
Signature Date: 2024-07-30 - 1:42:48 PM GMT - Time Source: server
-  Document emailed to Ricardo Castro (ricardo.castro@lumapr.com) for signature
2024-07-30 - 1:42:49 PM GMT
-  Email viewed by Ricardo Castro (ricardo.castro@lumapr.com)
2024-07-30 - 1:48:17 PM GMT
-  Document e-signed by Ricardo Castro (ricardo.castro@lumapr.com)
Signature Date: 2024-07-30 - 1:48:30 PM GMT - Time Source: server

✔ Agreement completed.

2024-07-30 - 1:48:30 PM GMT