



Document Title:

Cover For Aluminum Lighting Pole Breakaway Base

Document Type:

Specification

Engineering Type

Material Specification

Document No.:

4350.285

Department

Distribution

Version:

03

Effective Date:

Jul 17, 2024

Shared document with: N/A

**Select the Departments impacted by the document*

For others, specify here

Document Title:

Author

Jose R. Torres Irizarry EIT-14613
Engineer 2, Distribution Standards & Materials

Signature and Date

Jul 17, 2024

Reviewer

Miguel J. Rios Lopez, PE (Lic. 16636)
General Engineer, Distribution Standards & Materials

Signature and Date

Jul 17, 2024

Approver

Ricardo Castro Gómez, PE (Lic. 12135)
Manager, Distribution Standards & Materials

Signature and Date

Jul 17, 2024

Management Approval (If apply)

Approver

Name
Position

Signature and Date

N/A

Related/Referenced Documents

N/A

Version History

Version	Date	Revision Comments
1	Nov 10, 2022	Initial Release.
2	Jul. 2,2024	Format corrections, Section 4 modified, and sections order rearranged.
3	Jul. 17, 2024	Engineers license number was added



Item Version History

Warehouse Catalog #	Asset Suite #	Version	Date
026-83711	83711	3	07/17/2024
026-83713	83713	3	07/17/2024
026-83714	83714	3	07/17/2024



1. Introduction

This is a general specification that covers the minimum requirements for hand hole cover for aluminum pole breakaway base to be used in the distribution system in Puerto Rico. Further information will be provided by LUMA Energy at the time of order placement and will provide information on site specific conditions, quantity, and other requirements. This document includes the general electrical and mechanical characteristics of the equipment/material.

2. Special Requirements

Samples shall be furnished as requested by LUMA Energy. Vendors that have supplied this equipment/material to LUMA on previous orders, will not have to furnish samples at bid opening. The equipment/material will be received at the LUMA's general warehouse (011) at Palo Seco, Puerto Rico. Shipping will include transportation and unloading at the indicated warehouse.

3. Literature

Descriptive and technical literature must be supplied by the vendor at time of bidding. This literature may include, but is not limited to details of material, drawings, documented testing, and instructions for use and installation. Failure to submit documents on time will cause bidder disqualification. If required by LUMA, final drawings shall be submitted by the vendor before the manufacturing and shipping process for approval.

4. Compatible with

For compatible manufacturer and model see Table 1. These models are examples of the equipment/material described in this document and do not represent a preference. LUMA will evaluate equally any model not listed here during any acquisition event.

5. Markings

- 5.1. Containers shall be marked outside with LUMA Energy's purchase order and item number.
- 5.2. Packaging labels and tags shall be waterproof.

6. Packaging

All equipment/material shall be packaged and marked in such a way as to facilitate handling and protection from damage and that the receiving warehouse can readily identify it and send it, in one complete unit, to a field location without opening crates or boxes to sort items and/or parts.

7. Number Per Package (Logistics)

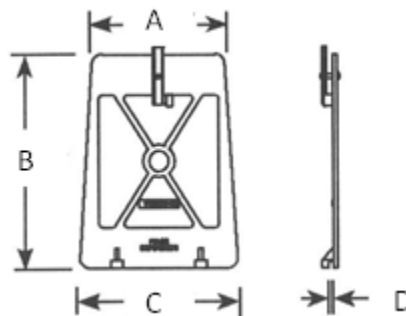
Standard package: As requested by LUMA Energy.

8. Acceptance Criteria

- 8.1. Test required: certified by external qualified laboratories.
- 8.2. Latest applicable codes, standards, and other regulations: ASTM, ANSI/IEEE, NEMA.
- 8.3. If any other standard different from the ones indicated in this document are used, the supplier must provide information showing compatibility with the required ones.

9. Description

- 9.1. Cover to be used in aluminum lighting pole breakaway bases.
- 9.2. Material shall be a hi-density UV inhibited plastic with excellent impact resistance. Shall be manufactured with an aluminum-type color, with no paint required.
- 9.3. Shall be manufactured with the phrases "DANGER", "HIGH VOLTAGE", and "DO NOT TAMPER" engraved on the outside of the cover.
- 9.4. Shall be able to sustain a minimum temperature range of 0° C to 50° C (32° F to 122° F).
- 9.5. Shall be furnished with a stainless-steel piano hinge at the top of the cover and a stainless-steel latching mechanism with socket button screw at the bottom, or vice versa. The socket button screw shall be vandal resistant.
- 9.6. Shall be suitable for installing in pole breakaway bases.
- 9.7. Shall be easy to install without the need for special tools.
- 9.8. Shall provide a secure and durable fit for the hand hole to avoid easy access or wires exposure.
- 9.9. Dimensions Schematic:



10. Inspection

The acceptance of any equipment/material shall in no way relieve the vendor from his responsibility to meet all the requirements of this specification, and it would not prevent subsequent rejection if such equipment/materials were found later to be defective.



11. Proposal Information

11.1. Submitted proposals must include:

- a. Technical information
- b. Table of Compliance completed by the bidder with reference (see Appendix 1).

12. Table 1: Warehouse and Asset Suite Identification Number

Warehouse Catalog #	Asset Suite #	Dimensions Inch (cm)				Shape	Compatible Manufacturer & Model
		A	B	C	D		
026-83711	83711	8.25 (20.96)	13.25 (33.66)	9.94 (25.25)	0.25 (0.64)	Flat	Pelco PB-0522-08-PNC
026-83713	83713	8.38 (21.29)	13.38 (33.99)	9.63 (24.46)	0.56 (1.42)	Flat	Pelco PB-0522-10-PNC
026-83714	83714	9.56 (24.28)	11.13 (28.27)	11.63 (29.54)	0.31 (0.79)	Flat	Pelco PB-0522-11-PNC

— End of Specification —



Appendix



Appendix 1: Table of Compliance

Line	Description	Pass/Fail (P / F)	Comments
1	The Proponent complies with the corresponding specification document (4350.285).		
2	The Proponent complies with the industry standards established in the specification document. (ANSI/ASTM, ANSI/IEEE, IEC)		
3	Tech. info., tests & drawings provided.		
4	<ul style="list-style-type: none">• Hi-density UV inhibited plastic with excellent impact resistance.• Aluminum-type color• Minimum temperature range of 0° C to 50° C		
5	Phrases “DANGER”, “HIGH VOLTAGE”, and “DO NO TAMPER” engraved on the outside of the cover.		
6	Furnished with a stainless steel piano hinge at the top of the cover and a stainless steel latching mechanism with Allen slotted screw at the bottom, or vice versa. Shall be vandal resistant.		
7	Dimensions as per Table 1.		
8	<ul style="list-style-type: none">• Suitable for installing in pole breakaway bases.• Easy to install without the need for special tools.• Shall provide a secure and durable fit for the hand hole to avoid easy access or wires exposure.• Once installed, shall be no exposed metal inside.		

NOTE: This table is only a check list for reference. The compliance shall be with the complete document. Marking a PASS in the table won't be accepted as a compliance without the technical information required to certify it.











4350.285 Cover For Aluminum Lighting Pole Breakaway Base (July 2024)

Final Audit Report

2024-07-17

Created:	2024-07-17
By:	jose torres (JoseR.TorresIrizarr@Lumapr.com)
Status:	Signed
Transaction ID:	CBJCHBCAABAAAdBNNM7crm-D4kluxC5GvB-o2-kWAyTEQ

"4350.285 Cover For Aluminum Lighting Pole Breakaway Base (July 2024)" History

-  Document created by jose torres (JoseR.TorresIrizarr@Lumapr.com)
2024-07-17 - 5:37:06 PM GMT
-  Document emailed to jose torres (JoseR.TorresIrizarr@Lumapr.com) for signature
2024-07-17 - 5:37:15 PM GMT
-  Email viewed by jose torres (JoseR.TorresIrizarr@Lumapr.com)
2024-07-17 - 5:37:24 PM GMT
-  Document e-signed by jose torres (JoseR.TorresIrizarr@Lumapr.com)
Signature Date: 2024-07-17 - 5:37:32 PM GMT - Time Source: server
-  Document emailed to Miguel Rios (miguel.rioslopez@lumapr.com) for signature
2024-07-17 - 5:37:35 PM GMT
-  Email viewed by Miguel Rios (miguel.rioslopez@lumapr.com)
2024-07-17 - 7:21:37 PM GMT
-  Document e-signed by Miguel Rios (miguel.rioslopez@lumapr.com)
Signature Date: 2024-07-17 - 7:21:59 PM GMT - Time Source: server
-  Document emailed to Ricardo Castro (ricardo.castro@lumapr.com) for signature
2024-07-17 - 7:22:02 PM GMT
-  Email viewed by Ricardo Castro (ricardo.castro@lumapr.com)
2024-07-17 - 8:27:02 PM GMT
-  Document e-signed by Ricardo Castro (ricardo.castro@lumapr.com)
Signature Date: 2024-07-17 - 8:27:18 PM GMT - Time Source: server

✔ Agreement completed.

2024-07-17 - 8:27:18 PM GMT