



Document Title:

Self-Drilling Screw

Document Type:

Specification

Engineering Type

Material Specification

Document No.:

4350.253

Department

Distribution

Version:

02

Effective Date:

Jul 30, 2024

Shared document with: N/A

**Select the Departments impacted by the document*

For others, specify here

Document Title:

Author

Jose R. Torres Irizarry EIT (Cert.-14613)
Engineer 2, Distribution Standards & Materials

Signature and Date

Jul 30, 2024

Reviewer

Rodolfo A Flores Ortiz, PE (Lic. 27131)
General Engineer, Distribution Standards & Materials

Signature and Date

Jul 30, 2024

Approver

Ricardo Castro Gómez, PE (Lic. 12135)
Manager, Distribution Standards & Materials

Signature and Date

Jul 30, 2024

Management Approval (If apply)

Approver

Name
Position

Signature and Date

N/A

Related/Referenced Documents

N/A

Version History

Version	Date	Revision Comments
1	Aug. 10, 2022	Initial Release.
2	Jul. 30, 2024	Format corrections, TOC update, Section 4 modified, Engineers license number was added, and sections order rearranged.



Document Title: Self-Drilling Screw
Document No.: 4350.253
Department: Distribution

Item Version History

Warehouse Catalog #	Asset Suite #	Version	Date
002-83309	83309	2	07/30/2024



1. Introduction

This is a general specification that covers the minimum requirements for self-drilling screw be used in the distribution system in Puerto Rico. Further information will be provided by LUMA Energy at the time of order placement and will provide information on site specific conditions, quantity, and other requirements. This document includes the general electrical and mechanical characteristics of the equipment/material.

2. Special Requirements

Samples shall be furnished as requested by LUMA Energy. Vendors that have supplied this equipment/material to LUMA on previous orders, will not have to furnish samples at bid opening. The equipment/material will be received at the LUMA's general warehouse (011) at Palo Seco, Puerto Rico. Shipping will include transportation and unloading at the indicated warehouse.

3. Literature

Descriptive and technical literature must be supplied by the vendor at time of bidding. This literature may include, but is not limited to details of material, drawings, documented testing, and instructions for use and installation. Failure to submit documents on time will cause bidder disqualification. If required by LUMA, final drawings shall be submitted by the vendor before the manufacturing and shipping process for approval.

4. Compatible with

For compatible manufacturer and model see Table 1. These models are examples of the equipment/material described in this document and do not represent a preference. LUMA will evaluate equally any model not listed here during any acquisition event.

5. Markings

- 5.1. Containers shall be marked outside with LUMA Energy's purchase order, item number, name and size, net and gross weight, manufacturer's name, and lot number.
- 5.2. Packaging labels and tags shall be waterproof.

6. Packaging

All equipment/material shall be packaged and marked in such a way as to facilitate handling and protection from damage and that the receiving warehouse can readily identify it and send it, in one complete unit, to a field location without opening crates or boxes to sort items and/or parts.

7. Number Per Package (Logistics)

Standard package: One hundred (100) per package or as requested by LUMA Energy.

8. Acceptance Criteria

- 8.1. Test required: certified by external qualified laboratories.
- 8.2. Product shall be manufactured in accordance with the latest issue below (section 8.3). When conflicts occur between purchaser's specifications and the latest issue below, the purchaser's specification shall prevail.
- 8.3. Latest applicable codes, standards, and other regulations:
 - a. ASME B18.6.3
 - b. SAE J78
- 8.4. If any other standard different from the ones indicated in this document are used, the supplier must provide information showing compatibility with the required ones.

9. Description

- 9.1. Hex-Unslotted Drive Indented Hex Washer 410 Stainless Steel, Finish #3 Point Steel Self-Drilling Screw.
- 9.2. Shall be compatible for drilling on metal surface gauge 12.
- 9.3. Characteristics:
 - a. Material: 410 Stainless Steel
 - b. Head: Indented Hex Washer
 - c. Drive: Hex – Unslotted
 - d. Diameter: 1/4"
 - e. Shall be fully threaded with 14 threads per inch
 - f. Length: 1"
 - g. Point: #3
 - h. Grade: Case Hardened
 - i. Type: Self-Drilling Screw
 - j. Drive Size: 3/8"



10. Inspection

The acceptance of any equipment/material shall in no way relieve the vendor from his responsibility to meet all the requirements of this specification, and it would not prevent subsequent rejection if such equipment/materials were found later to be defective.

11. Proposal Information

11.1. Submitted proposals must include:

- a. Technical information
- b. Table of Compliance completed by the bidder with reference (see Appendix 1).

12. Table 1: Warehouse and Asset Suite Identification Number

Item	Warehouse Catalog #	Asset Suite #	Compatible Manufacturer	Model
1	002-83309	83309	Fastenal	1131960

— End of Specification —



Appendix

Appendix 1: Table of Compliance

Line	Description	Pass/Fail (P / F)	Comments
1	The Proponent complies with the corresponding specification document (4350.253).		
2	The Proponent complies with the industry standards established in the specification document. (ASME, ASTM & UL)		
3	Tech. info., tests & drawings provided.		
4	Stainless Steel		
5	<ul style="list-style-type: none">• Head: Indented Hex Washer• Drive: Hex – Unslotted• Dia./thread Size: 1/4"-14 TPI• Length: 1"• Finish: 410 Stainless Steel• Point: #3• Drive Size: 3/8"		
6	Case Hardened		
7	Self-Drilling Screw		

NOTE: This table is only a check list for reference. The compliance shall be with the complete document. Marking a PASS in the table won't be accepted as a compliance without the technical information required to certify it.












4350.253 Self-Drilling Screw(July 2024)

Final Audit Report

2024-07-30

Created:	2024-07-30
By:	jose torres (JoseR.Torreslrizarr@Lumapr.com)
Status:	Signed
Transaction ID:	CBJCHBCAABAAsy38cTm-BPhs-ezv1j0gwmf3gblDxm5d

"4350.253 Self-Drilling Screw(July 2024)" History

-  Document created by jose torres (JoseR.Torreslrizarr@Lumapr.com)
2024-07-30 - 6:38:45 PM GMT
-  Document emailed to jose torres (JoseR.Torreslrizarr@Lumapr.com) for signature
2024-07-30 - 6:38:50 PM GMT
-  Email viewed by jose torres (JoseR.Torreslrizarr@Lumapr.com)
2024-07-30 - 6:39:04 PM GMT
-  Document e-signed by jose torres (JoseR.Torreslrizarr@Lumapr.com)
Signature Date: 2024-07-30 - 6:40:07 PM GMT - Time Source: server
-  Document emailed to Rodolfo Flores (rodolfo.floresortiz@lumapr.com) for signature
2024-07-30 - 6:40:08 PM GMT
-  Email viewed by Rodolfo Flores (rodolfo.floresortiz@lumapr.com)
2024-07-30 - 6:56:17 PM GMT
-  Document e-signed by Rodolfo Flores (rodolfo.floresortiz@lumapr.com)
Signature Date: 2024-07-30 - 6:57:18 PM GMT - Time Source: server
-  Document emailed to Ricardo Castro (ricardo.castro@lumapr.com) for signature
2024-07-30 - 6:57:20 PM GMT
-  Email viewed by Ricardo Castro (ricardo.castro@lumapr.com)
2024-07-30 - 7:46:49 PM GMT
-  Document e-signed by Ricardo Castro (ricardo.castro@lumapr.com)
Signature Date: 2024-07-30 - 7:47:09 PM GMT - Time Source: server
-  Agreement completed.
2024-07-30 - 7:47:09 PM GMT