



Document Title:

Aluminum Compression T-Tap Connector for ACSR and AAAC Conductors

Document Type:
Specification

Engineering Type
Material Specification

Document No.:
4350.244

Department
Distribution

Version:
02

Effective Date:
Jul 25, 2024

Shared document with: N/A

**Select the Departments impacted by the document*

For others, specify here

Author

Miguel J. Rios López, PE (Lic. 16636)
General Engineer, Distribution Standards & Materials

Signature and Date

Jul 25, 2024

Reviewer

Rodolfo A. Flores Ortiz, PE (Lic. 27131)
General Engineer, Distribution Standards & Materials

Signature and Date

Jul 25, 2024

Approver

Ricardo Castro Gómez, PE (Lic. 12135)
Manager, Distribution Standards & Materials

Signature and Date

Jul 25, 2024

Management Approval (If apply)

Approver

Name
Position

Signature and Date

N/A

Related/Referenced Documents

N/A

Version History

Version	Date	Revision Comments
1	Jul. 18, 2022	PREPA to LUMA Format (002-11052) and New Item Created (002-83030).
2	Jul. 25, 2024	General format modifications, TOC updated, Section 4 modified, and sections order rearranged.



Item Version History

Warehouse Catalog #	Asset Suite #	Version	Date
002-11052	55977	3	7/25/2024
002-83030	83030	2	7/25/2024



1. Introduction

This is a general specification that covers the minimum requirements for aluminum compression T-Tap connectors to be used in the distribution system in Puerto Rico. Further information will be provided by LUMA Energy at the time of order placement and will provide information on site specific conditions, quantity, and other requirements. This document includes the general electrical and mechanical characteristics of the equipment/material.

2. Special Requirements

Samples shall be furnished as requested by LUMA Energy. Vendors that have supplied this equipment/material to LUMA on previous orders, will not have to furnish samples at bid opening. The equipment/material will be received at the LUMA's general warehouse (011) at Palo Seco, Puerto Rico. Shipping will include transportation and unloading at the indicated warehouse.

3. Literature

Descriptive and technical literature must be supplied by the vendor at time of bidding. This literature may include, but is not limited to details of material, drawings, documented testing, and instructions for use and installation. Failure to submit documents on time will cause bidder disqualification. If required by LUMA, final drawings shall be submitted by the vendor before the manufacturing and shipping process for approval.

4. Compatible with

For compatible manufacturers and models, see Table 1. These models are examples of the equipment/materials described in this document and do not represent a preference. LUMA will evaluate equally any models not listed here during any acquisition event.

5. Markings

- 5.1. Containers shall be marked outside with LUMA Energy's purchase order and item number.
- 5.2. Packaging labels and tags shall be waterproof.

6. Packaging

All equipment/material shall be packaged and marked in such a way as to facilitate handling and protection from damage and that the receiving warehouse can readily identify it and send it, in one complete unit, to a field location without opening crates or boxes to sort items and/or parts.

7. Number Per Package (Logistics)

As requested by LUMA.

8. Acceptance Criteria

- 8.1. Test required: certified by external laboratories.
- 8.2. Product shall be manufactured in accordance with the latest issue below (section 8.3). When conflicts occur between purchaser's specifications and the latest issue below, the purchaser's specification shall prevail.
- 8.3. Latest applicable codes, standards, and other regulations:
 - a. RoHS compliance.
- 8.4. If any other standard different from the ones indicated in this document are used, the supplier must provide information showing compatibility with the required ones.

9. Description

- 9.1. Used to make a disconnectable tap or jumper connection on ACSR, and AAAC conductors.
- 9.2. The connector must be made of cast aluminum and shall come with a slotted tap pad.
- 9.3. Minimum tap pad thickness must be 0.50" (12.7 mm).
- 9.4. The tap pad must have two (2) slots of 1/2" (12.7 mm) diameter with 1-3/4" (44.45 mm) stud hole spacing as per NEMA standard.
- 9.5. Must be clearly marked with stamping to show model #, conductor range, and tooling information.
- 9.6. The connector contact surfaces must come coated with oxide retardant. The use of oxide inhibiting compound is mandatory during installation.

10. Inspection

The acceptance of any equipment/material shall in no way relieve the vendor from his responsibility to meet all the requirements of this specification, and it would not prevent subsequent rejection if such equipment/materials were found later to be defective.

11. Proposal Information

- 11.1. Submitted proposals must include:
 - a. Technical information, tests, and drawings.
 - b. Table of Compliance completed by the bidder with reference (see Appendix 1).



12. Table 1: Warehouse and Asset Suite Identification Number

Warehouse Catalog #	Asset Suite #	ACSR AAAC	Length	Die Index & Die Set (# of crimps per end)	Compatible Manufacturer & Model
002-11052	55977	556.5 (24/7) 652.4 (19)	16.19" (43.1 cm)	608 Y35 Die: U608 (9)	Burndy (YTA39R2N)
002-83030	83030	795 (26/7) 927.2 (37)	18.00" (45.7 cm)	352, 579 Y60 Die: LA45RYFT (3)	Burndy (YTA45R2N)

— End of Specification —



Document Title: Aluminum Compression T-Tap Connector
for ACSR and AAAC Conductors

Document No.: 4350.244

Department: Distribution

Appendix



Appendix 1: Table of Compliance

Line	Description	Pass/Fail (P / F)	Comments
1	The Proponent complies with the specification document 4350.244.		
2	The Proponent complies with the industry standards established in the specification document (RoHS).		
3	Tech. info., tests & drawings provided.		
4	Aluminum compression T-Tap connector with two (2) slots tap pad.		
5	Material: Cast Aluminum		
6	For ACSR, and AAAC conductors.		
7	Connector contact surfaces must come coated with oxide retardant.		
8	Min. Pad Thickness: 0.5"		
9	Tap pad slots of 1/2" diameter with 1-3/4" spacing.		
10	Model #, Conductor Range, and Die Index # permanently marked.		
11	To be installed with standard tooling such as Burndy Y35 or Y45.		
12	Conductor Size Range: As per Table 1		
13	Die Index: As per Table 1		

NOTE: This table is only a checklist for reference. The compliance shall be with the complete document. Marking a PASS in the table won't be accepted as a compliance without the technical information required to certify it.










4350.244 Aluminum Compression T-Tap Connector (7-25-24)

Final Audit Report

2024-07-25

Created:	2024-07-25
By:	Miguel Rios (miguel.rioslopez@lumapr.com)
Status:	Signed
Transaction ID:	CBJCHBCAABAAJrtL0_rdy4EWDqP1_fjWvMQqy8HI54md

"4350.244 Aluminum Compression T-Tap Connector (7-25-24)" History

-  Document created by Miguel Rios (miguel.rioslopez@lumapr.com)
2024-07-25 - 7:06:22 PM GMT
-  Document emailed to Miguel Rios (miguel.rioslopez@lumapr.com) for signature
2024-07-25 - 7:06:28 PM GMT
-  Document e-signed by Miguel Rios (miguel.rioslopez@lumapr.com)
E-signature obtained using URL retrieved through the Adobe Acrobat Sign API
Signature Date: 2024-07-25 - 7:06:48 PM GMT - Time Source: server
-  Document emailed to Rodolfo Flores (rodolfo.floresortiz@lumapr.com) for signature
2024-07-25 - 7:06:50 PM GMT
-  Email viewed by Rodolfo Flores (rodolfo.floresortiz@lumapr.com)
2024-07-25 - 7:19:15 PM GMT
-  Document e-signed by Rodolfo Flores (rodolfo.floresortiz@lumapr.com)
Signature Date: 2024-07-25 - 7:23:36 PM GMT - Time Source: server
-  Document emailed to Ricardo Castro (ricardo.castro@lumapr.com) for signature
2024-07-25 - 7:23:38 PM GMT
-  Email viewed by Ricardo Castro (ricardo.castro@lumapr.com)
2024-07-25 - 9:03:24 PM GMT
-  Document e-signed by Ricardo Castro (ricardo.castro@lumapr.com)
Signature Date: 2024-07-25 - 9:03:39 PM GMT - Time Source: server

✔ Agreement completed.

2024-07-25 - 9:03:39 PM GMT