



Document Title:
Bronze Female Service Post Connector

Document Type: **Specification** Engineering Type: **Material Specification**

Document No.:
4350.117

Department
Distribution

Version:
02

Effective Date:
Jul 22, 2024

Shared document with: N/A

**Select the Departments impacted by the document*

For others, specify here

Author

Rodolfo A Flores Ortiz, PE (Lic. 27131)
General Engineer, Distribution Standards & Materials

Signature and Date

Jul 22, 2024

Reviewer

Miguel J. Rios López, PE (Lic. 16636)
General Engineer, Distribution Standards & Materials

Signature and Date

Jul 22, 2024

Approver

Ricardo Castro Gómez, PE (Lic. 12135)
Manager, Distribution Standards & Materials

Signature and Date

Jul 22, 2024

Management Approval (If apply)

Approver

Name
Position

Signature and Date

N/A

Related/Referenced Documents

N/A.

Version History

Version	Date	Revision
01	Dec. 03, 2021	Initial release.
02	Jul. 22, 2024	Format corrections, TOC update, Section 4 modified, and sections order rearranged.



Document Title: Bronze Female Service Post
Connector
Document No.: 4350.117
Department: Distribution

Item Version History

Warehouse Catalog #	Asset Suite	Version	Date
002-82669	82669	2	07/22/2024



1. Introduction

This is a general specification that covers the minimum requirements for bronze service post connector used in the distribution system in Puerto Rico. Further information will be provided by LUMA Energy at the time of order placement and will provide information on site specific conditions, quantity, and other requirements. This document includes the general electrical and mechanical characteristics of the equipment/material.

2. Special Requirements

Samples shall be furnished as requested by LUMA Energy. Vendors that have supplied this equipment/material to LUMA on previous orders will not have to furnish samples at bid opening. The equipment/material will be received at the LUMA's general warehouse (011) at Palo Seco, Puerto Rico. Shipping will include transportation and unloading at the indicated warehouse.

3. Literature

Descriptive and technical literature must be supplied by the vendor at time of bidding. This literature may include, but is not limited to details of material, drawings, documented testing, and instructions for use and installation. Failure to submit documents on time will cause bidder disqualification.

4. Compatible with

For compatible manufacturers and models see Table 1. These models are examples of the equipment/material described in this document and do not represent a preference. LUMA will evaluate equally any model not listed here during any acquisition event.

5. Markings

- 5.1. Containers shall be marked outside with LUMA Energy's purchase order and item number.
- 5.2. Packaging labels and tags shall be waterproof.

6. Packaging

All equipment/material shall be packaged and marked in such a way as to facilitate handling and protection from damage and that the receiving warehouse can readily identify it and send it, in one complete unit, to a field location without opening crates or boxes to sort items and/or parts.

7. Number Per Package (Logistics)

- 7.1. As requested by LUMA Energy.
- 7.2. Minimum one (1) unit per pack.
- 7.3. Twenty-five (25) units per box
- 7.4. Approximate weight of 2.96 oz (83.9 g) per unit

8. Acceptance Criteria

- 8.1. Test required: certified by external laboratories.
- 8.2. Product shall be manufactured in accordance with the latest issue below (section 8.3). When conflicts occur between purchaser's specifications and the latest issue below, the purchaser's specification shall prevail.
- 8.3. Latest applicable codes, standards, and other regulations:
 - a. ASME B1.1 – Standard for the thread form, series, class, allowance, tolerance, and designation for unified screw threads.
 - b. ASME B18.2.2 - Standard for the complete general and dimensional data for the various types of inch series square and hex nuts, including machine screw nuts and coupling nuts
 - c. ASTM F468 – Standard specification for nonferrous bolts, hex cap screws, socket head cap screws, and studs for general use.
 - d. UL467 - Standard for safety grounding and bonding equipment
- 8.4. If any other standard different from the ones indicated in this document are used, the supplier must provide information showing compatibility with the required ones.

9. Description

- 9.1. This Bronze Service Post Connector is to be used in the 3/8" grounding stud at the 3KV, 6KV, 10KV arresters.
- 9.2. Shall be copper or bronze alloy female post connector with 3/8" stud thread size and 16 thread per inch.
- 9.3. Conductor range: one (1) or two (2) stranded cable #8 - #2 AWG.
- 9.4. Approximate dimensions: 2" (5.08 cm) Length, with a minimum of 3/8" (9.53 mm) Thread Length.
- 9.5. Material: Copper or bronze alloy.



10. Inspection

The acceptance of any equipment/material shall in no way relieve the vendor from his responsibility to meet all the requirements of this specification, and it would not prevent subsequent rejection if such equipment/materials were found later to be defective.

11. Proposal Information

11.1. Submitted proposals must include:

- a. Technical information, tests, and drawings.
- b. Table of Compliance completed by the bidder with reference (see Appendix 1).

12. Table 1: Warehouse and Asset Suite Identification Number

Warehouse Catalog #	Asset Suite #	Compatible Manufacturer	Model
002-82669	82669	Penn Union	SDS-4
		Burndy	K2F-23

— End of Specification —



Appendix



Appendix 1: Table of Compliance

Line	Criteria	Description	Pass/Fail (P/F)	Comments
1	Specification	The Proponent complies with the corresponding specification document 4350.117.		
2	Industry Standards	The Proponent complies with the industry standards established in the specification document. (ANSI, ASTM, ASME)		
3	Supporting Information	Tech. info., tests & drawings provided.		
4	Material	Copper Or Bronze Alloy		
5	Conductor Range	One (1) or two (2) stranded cable #8 - #2 AWG.		
6	Approximate Dimensions	2" (5.08 cm) Length, with a minimum of 3/8" (9.53 mm) Thread Length		

NOTE: This table is only a check list for reference. The compliance shall be with the complete document. Marking a PASS in the table won't be accepted as a compliance without the technical information required to certify it.










4350.117 Female Ground Post Connector 3-8in (07-22-2024)

Final Audit Report

2024-07-22

Created:	2024-07-22
By:	Rodolfo Flores (rodolfo.floresortiz@lumapr.com)
Status:	Signed
Transaction ID:	CBJCHBCAABAAWqeyUrikDAOuWVW6s4w0P2O6mIpxWV-b

"4350.117 Female Ground Post Connector 3-8in (07-22-2024)" History

-  Document created by Rodolfo Flores (rodolfo.floresortiz@lumapr.com)
2024-07-22 - 8:25:14 PM GMT
-  Document emailed to Rodolfo Flores (rodolfo.floresortiz@lumapr.com) for signature
2024-07-22 - 8:25:22 PM GMT
-  Document e-signed by Rodolfo Flores (rodolfo.floresortiz@lumapr.com)
E-signature obtained using URL retrieved through the Adobe Acrobat Sign API
Signature Date: 2024-07-22 - 8:26:34 PM GMT - Time Source: server
-  Document emailed to Miguel Rios (miguel.rioslopez@lumapr.com) for signature
2024-07-22 - 8:26:36 PM GMT
-  Email viewed by Miguel Rios (miguel.rioslopez@lumapr.com)
2024-07-22 - 8:30:23 PM GMT
-  Document e-signed by Miguel Rios (miguel.rioslopez@lumapr.com)
Signature Date: 2024-07-22 - 8:31:52 PM GMT - Time Source: server
-  Document emailed to Ricardo Castro (ricardo.castro@lumapr.com) for signature
2024-07-22 - 8:31:53 PM GMT
-  Email viewed by Ricardo Castro (ricardo.castro@lumapr.com)
2024-07-22 - 8:34:49 PM GMT
-  Document e-signed by Ricardo Castro (ricardo.castro@lumapr.com)
Signature Date: 2024-07-22 - 8:34:56 PM GMT - Time Source: server

✔ Agreement completed.

2024-07-22 - 8:34:56 PM GMT