



Document Title:
15 kV Spacer for 3-Conductor & Messenger

Document Type:
Specification

Engineering Type
Material Specification

Document No.:
4350.076

Department
Distribution

Version:
02

Effective Date:
May 24, 2024

Shared document with: N/A

**Select the Departments impacted by the document*

For others, specify here

Author

Rodolfo A Flores Ortiz, PE
General Engineer, Distribution Standards & Materials

Signature and Date

May 24, 2024

Reviewer

Miguel J. Rios López, PE
General Engineer, Distribution Standards & Materials

Signature and Date

May 24, 2024

Approver

Ricardo Castro Gómez, PE
Manager, Distribution Standards & Materials

Signature and Date

May 24, 2024

Management Approval (If apply)

Approver

Name
Position

Signature and Date

N/A

Related/Referenced Documents

N/A.

Version History

Version	Date	Revision
01	04/13/2022	Initial release. PREPA to LUMA conversion.
02	05/24/2024	Format revision. Revision of Section 9.



Document Title: 15 kV Spacer for 3-Conductor &
Messenger
Document No.: 4350.076
Department: Distribution

Item Version History

Warehouse Catalog #	Asset Suite	Version	Date
002-08991	56780	8	05/24/2024



1. Introduction

This is a general specification that covers the minimum requirements for the spacer 15kV 3-conductors and messenger to be used in the distribution system in Puerto Rico. Further information will be provided by LUMA Energy at the time of order placement and will provide information on site specific conditions, quantity, and other requirements. This document includes the general electrical and mechanical characteristics of the equipment/material.

2. Special Requirements

Samples shall be furnished as requested by LUMA Energy. Vendors that have supplied this equipment/material to LUMA on previous orders will not have to furnish samples at bid opening. The equipment/material will be received at the LUMA's general warehouse (011) at Palo Seco, Puerto Rico. Shipping will include transportation and unloading at the indicated warehouse.

3. Literature

Descriptive and technical literature must be supplied by the vendor at time of bidding. This literature may include, but is not limited to details of material, drawings, documented testing, and instructions for use and installation. Failure to submit documents on time will cause bidder disqualification.

4. Markings

- 4.1. Containers shall be marked outside with LUMA Energy's purchase order, item number, name and size, net and gross weight, manufacturer's name, and lot number.
- 4.2. Labels and tags shall be waterproof.

5. Compatible with

- 5.1. Hendrix, catalog number: RTL-15
- 5.2. PLP, catalog number: TRS-15-R

- 5.3. These models are examples of the equipment/material described in this document and do not represent a preference. LUMA will evaluate equally any model not listed here during any acquisition event.

6. Packaging

All equipment/material shall be packaged and marked in such a way as to facilitate handling and protection from damage and that the receiving warehouse can readily identify it and send it, in one complete unit, to a field location without opening crates or boxes to sort items and/or parts.

7. Number Per Package (Logistics)

Fourteen (14) per package or as required by LUMA Energy.

8. Acceptance Criteria

- 8.1. Test required: certified by external laboratories.
8.2. Latest applicable codes, standards, and other regulations: ASTM-IEEE

9. Description

- 9.1. Cable spacer for three insulated conductors' bundle and messenger in 15 kV system.
9.2. Spacer shall be UV resistant high-density polyethylene to increase self-cleaning properties.
9.3. Shall be furnished with mechanism or provide preformed ties for securing spacer to messenger and conductors. The ties shall be made of the same material of the spacer and for a cable diameter range up to 2 inches (5.08 cm).
9.4. Color shall be grey.
9.5. Spacer shall have the following minimum characteristics:
a. Voltage rating: 15 kV
b. Minimum conductor spacing:
 - Phase to phase: 7.0 inch (17.78 cm)
 - Phase to ground: 7.0 inch (17.78 cm)
 - Leakage distance: 10 inch (25.4 cm)
- 9.6. Maximum weight shall not exceed 3 lb. (1.361 kg)

10. Inspection

The acceptance of any equipment/material shall in no way relieve the vendor from his responsibility to meet all the requirements of this specification, and it would not prevent subsequent rejection if such equipment/materials were found later to be defective.



11. Proposal Information

11.1. Submitted proposals must include:

- a. Technical information
- b. Table of Compliance completed by the bidder with reference (see Appendix 1) .

— End of Specification —



Appendix



Appendix 1: Table of Compliance

Line	Criteria	Description	Pass/Fail (P / F)	Comments
1	Specification	The Proponent complies with the corresponding specification document (4350.076).		
2	Industry Standards	The Proponent complies with the industry standards established in the specification document. (ANSI/ASTM, IEEE)		
3	Material	<ul style="list-style-type: none">• UV resistant high-density Polyethylene• Gray color		
4	Requirements	<ul style="list-style-type: none">• 15 kV rating• Leakage Distance: 10 in.• Furnished with mechanism or preformed ties for securing spacer to messenger and conductors.• The ties shall be made of the same material of the spacer and for a cable diameter range up to 2 in.		
5	Maximum Weight	3 lbs.		
6	Conductor Spacing	<ul style="list-style-type: none">• Phase to Phase: 7 in.• Phase to Ground: 7 in.		










4350.076 Spacer 15kV 3-Conductors & Messenger (05-24-2024)

Final Audit Report

2024-05-24

Created:	2024-05-24
By:	Rodolfo Flores (rodolfo.floresortiz@lumapr.com)
Status:	Signed
Transaction ID:	CBJCHBCAABAAmWI0kour8MSKPgx-dDYB7hyqfYRciVul

"4350.076 Spacer 15kV 3-Conductors & Messenger (05-24-2024)" History

-  Document created by Rodolfo Flores (rodolfo.floresortiz@lumapr.com)
2024-05-24 - 6:32:16 PM GMT
-  Document emailed to Rodolfo Flores (rodolfo.floresortiz@lumapr.com) for signature
2024-05-24 - 6:32:20 PM GMT
-  Document e-signed by Rodolfo Flores (rodolfo.floresortiz@lumapr.com)
E-signature obtained using URL retrieved through the Adobe Acrobat Sign API
Signature Date: 2024-05-24 - 6:32:39 PM GMT - Time Source: server
-  Document emailed to Miguel Rios (miguel.rioslopez@lumapr.com) for signature
2024-05-24 - 6:32:40 PM GMT
-  Email viewed by Miguel Rios (miguel.rioslopez@lumapr.com)
2024-05-24 - 6:33:03 PM GMT
-  Document e-signed by Miguel Rios (miguel.rioslopez@lumapr.com)
Signature Date: 2024-05-24 - 6:33:27 PM GMT - Time Source: server
-  Document emailed to Ricardo Castro (ricardo.castro@lumapr.com) for signature
2024-05-24 - 6:33:28 PM GMT
-  Email viewed by Ricardo Castro (ricardo.castro@lumapr.com)
2024-05-24 - 8:29:27 PM GMT
-  Document e-signed by Ricardo Castro (ricardo.castro@lumapr.com)
Signature Date: 2024-05-24 - 8:29:45 PM GMT - Time Source: server

✔ Agreement completed.

2024-05-24 - 8:29:45 PM GMT