



Document Title:
Anti-Sway Brackets For Spacer Cable Systems

Document Type:
Specification

Engineering Type
Material Specification

Document No.:
4350.029

Department
Distribution

Version:
04

Effective Date:
Jul 19, 2024

Shared document with: N/A

**Select the Departments impacted by the document*

For others, specify here

Author

Rodolfo A Flores Ortiz, PE (Lic. 27131)
General Engineer, Distribution Standards & Materials

Signature and Date

Jul 19, 2024

Reviewer

Miguel J. Rios López, PE (Lic. 16636)
General Engineer, Distribution Standards & Materials

Signature and Date

Jul 19, 2024

Approver

Ricardo Castro Gómez, PE (Lic. 12135)
Manager, Distribution Standards & Materials

Signature and Date

Jul 19, 2024

Management Approval (If apply)

Approver

Name
Position

Signature and Date

N/A

Related/Referenced Documents

N/A.

Version History


Version	Date	Revision
01	Nov. 02, 2021	Initial release.
02	Dec. 02, 2021	Revision of Section 9.
03	Jun. 06, 2022	General revision. Table of compliance created.
04	Jul. 19, 2024	Format corrections, TOC update, Section 4 modified, and sections order rearranged.



Document Title: Anti-Sway Brackets For Spacer
Cable Systems
Document No.: 4350.029
Department: Distribution

Item Version History

Warehouse Catalog #	Asset Suite	Version	Date
002-82339	82339	4	07/19/2024



1. Introduction

This is a general specification that covers the minimum requirements for anti-sway brackets for spacer cable systems to be used in the distribution system in Puerto Rico. Further information will be provided by LUMA Energy at the time of order placement and will provide information on site specific conditions, quantity, and other requirements. This document includes the general electrical and mechanical characteristics of the equipment/material.

2. Special Requirements

Samples shall be furnished as requested by LUMA Energy. Vendors that have supplied this equipment/material to LUMA on previous orders will not have to furnish samples at bid opening. The equipment/material will be received at the LUMA's general warehouse (O11) at Palo Seco, Puerto Rico. Shipping will include transportation and unloading at the indicated warehouse.

3. Literature

Descriptive and technical literature must be supplied by the vendor at time of bidding. This literature may include, but is not limited to details of material, drawings, documented testing, and instructions for use and installation. Failure to submit documents on time will cause bidder disqualification.

4. Compatible with

For compatible manufacturers and models see Table 1. These models are examples of the equipment/material described in this document and do not represent a preference. LUMA will evaluate equally any model not listed here during any acquisition event.

5. Markings

- 5.1. Containers shall be marked outside with LUMA Energy's purchase order, item number, name and size, net and gross weight, manufacturer's name, and lot number.
- 5.2. Packaging labels and tags shall be waterproof.

6. Packaging

All equipment/material shall be packaged and marked in such a way as to facilitate handling and protection from damage and that the receiving warehouse can readily identify it and send it, in one complete unit, to a field location without opening crates or boxes to sort items and/or parts.

7. Number Per Package (Logistics)

Fifty (50) units per box or as required by LUMA Energy.

8. Acceptance Criteria

- 8.1. Test required: certified by external laboratories.
- 8.2. Product shall be manufactured in accordance with the latest issue below (section 8.3). When conflicts occur between purchaser's specifications and the latest issue below, the purchaser's specification shall prevail.
- 8.3. Shall comply with the latest applicable codes, standards, and other regulations.
- 8.4. If any other standard different from the ones indicated in this document are used, the supplier must provide information showing compatibility with the required ones.

9. Description

The anti-sway brackets are designed to be used on tangent spacer cable structures. The brackets stabilize the spacer at transformer tap poles and eliminates flexing, helping minimize excessive swinging of the cable systems in high wind areas. The bracket should be:

- 9.1. Material:
 - a. Injection molded
 - b. High density polyethylene
- 9.2. Specifications:
 - a. Bracket type: Cable spacer, anti-sway
 - b. Configuration: Single arm standoff
 - c. Arm position: Horizontal
 - d. Spacer equipment mounting: Clevis pin (molded)

- 9.3. Bracket mounting: Three (3) holes compatible with a 1/2 in (1.27 cm) or 5/8 in (1.588 cm) lag bolt. Bracket mounting holes shall be furnished from side-to-side of bracket for side pole installation (see Figure 1). Length dimensions from spacer mounting hole to pole mounting hole (center-to-center) shall be the following (see Figure 2):
- a. 14-1/8 in (38.8775 cm)
 - b. 15-5/8 in (39.6875 cm)
 - c. 17-1/8 in (43.4975 cm)

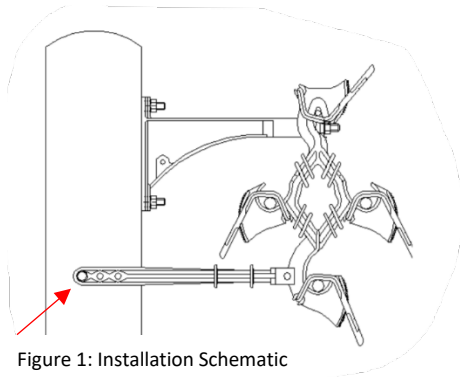


Figure 1: Installation Schematic

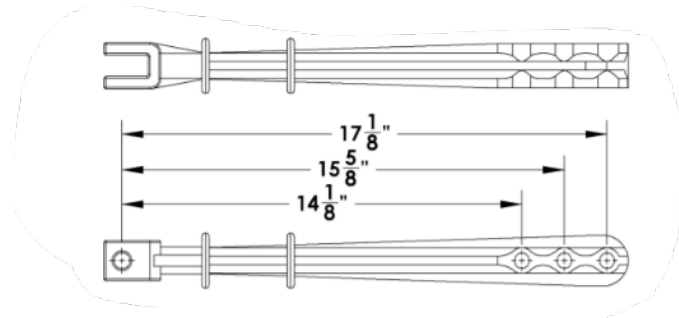


Figure 2: Dimension Schematic

- 9.4. Shall include a molded clevis pin for attachment to the spacer.

10. Inspection

The acceptance of any equipment/material shall in no way relieve the vendor from his responsibility to meet all the requirements of this specification, and it would not prevent subsequent rejection if such equipment/materials were found later to be defective.

11. Proposal Information

- 11.1. Submitted proposals must include:
- a. Technical information, tests, and drawings.
 - b. Table of Compliance completed by the bidder with reference (see Appendix 1).

12. Table 1: Warehouse and Asset Suite Identification Number

Warehouse Item	Asset Suite	Item Description	Compatible Manufacturer	Model
002-82339	82339	Anti-Sway Bracket	Hendrix Aerial Cable Systems	BAS-14S

— End of Specification —



Appendix



Appendix 1: Table of Compliance

Line	Criteria	Description	Pass/Fail (P / F)	Comments
1	Specification	The Proponent complies with the corresponding specification document (4350.029)		
2	Industry Standards	The Proponent complies with the industry standards established in the specification document. (ASTM)		
3	Description	The anti-sway brackets are designed to be used on tangent spacer cable structures. The brackets stabilize the spacer at transformer tap poles and eliminates flexing, helping minimize excessive swinging of the cable systems in high wind areas.		
4	Specifications	Bracket type: Cable spacer, anti-sway Configuration: Single arm standoff Arm position: Horizontal Spacer equipment mounting: Clevis pin (molded)		
5	Bracket mounting	Three (3) hole compatible with a 1/2 in (1.27 cm) or 5/8 in (1.588 cm) lag bolt. Bracket mounting holes shall be furnished from side-to-side of bracket for side pole installation. Length dimensions from spacer mounting hole to pole mounting hole (center-to-center). (14-1/8 in (38.8775 cm), 15-5/8 in (39.6875 cm), 17-1/8 in (43.4975 cm)) Shall include a molded clevis pin for attachment to the spacer.		
6	Material	Injection molded High density polyethylene		

NOTE: This table is only a check list for reference. The compliance shall be with the complete document. Marking a PASS in the table won't be accepted as a compliance without the technical information required to certify it.











4350.029 Anti-Sway Brackets (7-19-2024)

Final Audit Report

2024-07-19

Created:	2024-07-19
By:	Rodolfo Flores (rodolfo.floresortiz@lumapr.com)
Status:	Signed
Transaction ID:	CBJCHBCAABAAVg7NLA4iDsikm85D5pfznpjHZyStH_i0g

"4350.029 Anti-Sway Brackets (7-19-2024)" History

-  Document created by Rodolfo Flores (rodolfo.floresortiz@lumapr.com)
2024-07-19 - 1:19:23 PM GMT
-  Document emailed to Rodolfo Flores (rodolfo.floresortiz@lumapr.com) for signature
2024-07-19 - 1:19:32 PM GMT
-  Document e-signed by Rodolfo Flores (rodolfo.floresortiz@lumapr.com)
E-signature obtained using URL retrieved through the Adobe Acrobat Sign API
Signature Date: 2024-07-19 - 1:20:00 PM GMT - Time Source: server
-  Document emailed to Miguel Rios (miguel.rioslopez@lumapr.com) for signature
2024-07-19 - 1:20:01 PM GMT
-  Email viewed by Miguel Rios (miguel.rioslopez@lumapr.com)
2024-07-19 - 1:20:18 PM GMT
-  Document e-signed by Miguel Rios (miguel.rioslopez@lumapr.com)
Signature Date: 2024-07-19 - 1:20:42 PM GMT - Time Source: server
-  Document emailed to Ricardo Castro (ricardo.castro@lumapr.com) for signature
2024-07-19 - 1:20:44 PM GMT
-  Email viewed by Ricardo Castro (ricardo.castro@lumapr.com)
2024-07-19 - 2:00:25 PM GMT
-  Document e-signed by Ricardo Castro (ricardo.castro@lumapr.com)
Signature Date: 2024-07-19 - 2:00:38 PM GMT - Time Source: server
-  Agreement completed.
2024-07-19 - 2:00:38 PM GMT