

Document Title:

Overhead Recording Ammeter

Document Type:

50 - MATERIAL SPECIFICATION

Document No.:

4300.50.345

Department:

Distribution Engineering

For other, specify here

Version:

02

Effective Date:

Dec 15, 2025

Shared document with: N/A

** Select the Departments impacted by the document (if apply)*

For other, specify here

Author

Alexander Moraza Ramos

Technical Specialist II, Distribution Standards & Materials

Signature and Date:



Dec 15, 2025

Reviewer

Rodolfo A. Flores Ortiz, PE (Lic. 27131)

Senior Engineer, Distribution Standards & Materials

Signature and Date:



Dec 15, 2025

Approver

Ricardo Castro Gómez, PE (Lic. 12135)

Manager, Distribution Standards & Materials

Signature and Date:



Dec 15, 2025

Management Approval (If apply)

Approver

Name, Position

Signature and Date:

Related/Referenced Documents

Version History

Version	Date	Revision
01	Nov. 14, 2024	Initial release.
02	Dec. 15, 2025	Modified sections 1, 3-4, 6-7, 9-12 and Appendix (TOC). Changed Document Number (Legacy Number: 4350.345) to new Engineering Records nomenclature number 4300.50.345. Added Table of Contents and item 032-83858.

Item Version History

Warehouse Catalog #	Asset Suite #	Version	Date
032-86698	86698	02	12/15/2025
032-86699	86699	02	12/15/2025
032-86700	86700	02	12/15/2025
032-86701	86701	02	12/15/2025
032-83858	83858	01	12/15/2025

Table of Contents

- 1. Introduction4
- 2. Special Requirements4
- 3. Literature.....4
- 4. Compatible with.....4
- 5. Markings4
- 6. Packaging5
- 7. Number Per Package (Logistics)5
- 8. Acceptance Criteria.....5
- 9. Description5
- 10. Inspection.....8
- 11. Proposal Information8
- 12. Table 1: Warehouse and Asset Suite Identification Number8
- Appendix9
- Table of Compliance.....10



1. Introduction

This is a general specification that covers the minimum requirements for the Overhead Recording Ammeter to be used in the distribution system in Puerto Rico. Further information will be provided by LUMA Energy at the time of order placement and will provide information on site specific conditions, quantity, and other requirements. This document includes the general characteristics of this item.

2. Special Requirements

Samples shall be furnished as requested by LUMA Energy. Vendors that have supplied this product to LUMA on previous orders, will not have to furnish samples at bid opening. The product will be received at LUMA's general warehouse (011) at Palo Seco, Puerto Rico. Shipping will include transportation and unloading at the indicated warehouse.

3. Literature

Descriptive and technical literature must be supplied by the vendor at time of bidding. This literature must include, but is not limited to, details of material, drawings, documented testing, and instructions for use and installation. **The literature must be an official document from and certified by the manufacturer.** Failure to submit documents on time and duly certified by the manufacturer will cause bidder disqualification. If required by LUMA, final drawings and documentation shall be submitted by the vendor before the manufacturing and shipping process for approval.

4. Compatible with

For compatible manufacturers and models see Table 1. These models are examples of the product described in this document and do not represent a preference. LUMA will evaluate equally any model not listed here during any acquisition event.

5. Markings

- 5.1. Containers shall be marked outside with LUMA Energy's purchase order and item number.

5.2. Individual package(s) shall be clearly marked with manufacturer name and item information (part number, serial number, quantity, etc.).

5.3. Packaging labels and tags shall be waterproof.

6. Packaging

6.1. All product shall be packaged and marked in such a way as to facilitate handling and protection from damage and that the receiving warehouse can readily identify it and send it, in one complete unit, to a field location without opening crates or boxes to sort items and/or parts.

6.2. A list of all parts included in the container and/or package must be provided at the time of delivery so that the receiving personnel can verify that everything requested is present, avoiding any delay in the receiving process.

7. Number Per Package (Logistics)

7.1. One unit per box, or as requested by LUMA.

Note: For item 032-83858, the package must include all components listed in Sec. 9.5 bundled together.

7.2. The supplier must specify the quantity included in their standard packaging configuration.

8. Acceptance Criteria

8.1. Test required: certified by external qualified laboratories.

8.2. Product shall be manufactured in accordance with the latest issue below (section 8.3). When conflicts occur between purchaser's specifications and the latest issue below, the purchaser's specification shall prevail.

8.3. Latest applicable codes, standards, and other regulations:

a. CE: indicates that a product has been assessed by the manufacturer and deemed to meet EU safety, health and environmental protection requirements.

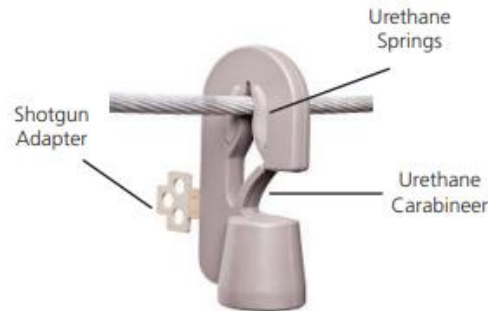
8.4. If any other standards different from the ones indicated in this document are used, the supplier must provide information showing compatibility with the required ones.

9. Description

9.1. The overhead recording ammeter can be installed on a phase (power line) to measure and record true RMS Amps. It can be deployed on the line to record average current readings at user definable intervals

for 90+ days. The unit attaches to the line with a hot stick and once on the line it begins to collect and record the current load. The complete system comprises the overhead recording ammeter, a hot stick adapter and the IrDA USB dongle that serves as an interface to download the ammeter recorded data into a computer. These components will be explained in more detail below.

9.2. Overhead Recording Ammeter:



- The ammeter is installed on a power line to collect and record current. The unit can store load profiles on the phases and retrieve them days, or weeks, later for download and data analysis and shall be capable of staying fastened to the power line by way of a carabineer and springs (see fig. above), or an equivalent mechanism.
- The housing of the unit shall be made of molded urethane (or equivalent material) resistant to electrical shocks and water, unsusceptible to flame and capable of being operated in wide temperature ranges up to 140° F (60° C).
- The unit shall have a shotgun adapter compatible with Universal Switch Stick Receiver 7-053.
- The unit shall have an IrDA port and be capable of being operated with batteries.
- Range of operation of the unit in terms of voltage shall be up to 13.2 kV.

9.3. Hot stick adapter:



Switch stick receiver



Switch stick adaptor

- The hot stick adapter comprises two components: the universal switch stick receiver and the universal switch stick adaptor:

1. The universal switch stick receiver is the part that attaches to the ammeter and has a hollow portion that receives the switch stick adaptor. The receiver shall be compatible with SensorLink products: Amcorder 920 and Universal Switch Stick Adaptor 7-054.
2. The switch stick adaptor has one end which is inserted through the hollow portion of the switch stick receiver and the other end attached to a hot stick by way of a universal head spline fitting. The adaptor shall be compatible with SensorLink Universal Switch Stick Receiver 7-053.

9.4. USB IrDA dongle:



- a. The USB IrDA dongle comprises a USB on one end and an infrared (IR) adapter on the other end. The IR adapter connects to the IrDA port of the ammeter to serve as the interface with the computer software (SoftLink), and allows the user to download, view, and graph the data stored in the unit through the computer USB port.
- b. The acceptance of any product shall in no way relieve the vendor from his responsibility to meet all the requirements of this specification, and it would not prevent subsequent rejection if such products were found later to be defective.

9.5. Overhead Recording Ammeter Kit:



- a. The Overhead Recording Ammeter Kit contains everything required to monitor a three-phase power line. It includes three overhead recording ammeters, an IrDA USB Dongle, a software

(Softlink) disc, a switch stick adaptor, three switch stick receivers and a carrying case.

10. Inspection

- 10.1. Upon inspection of incoming product, the purchaser reserves the right to refuse product shipments and to determine the acceptability or rejection of the product received. The supplier shall be liable for all costs incurred for a product that is rejected.
- 10.2. The acceptance of any product shall in no way relieve the vendor from his responsibility to meet all the requirements of this specification, and it would not prevent subsequent rejection if such products were found later to be defective.

11. Proposal Information

- 11.1. Submitted proposals must include:
- a. Technical information, drawings, and tests.
 - b. Table of Compliance completed by the bidder with reference (see Appendix).

12. Table 1: Warehouse and Asset Suite Identification Number

Item	Warehouse Catalog #	Asset Suite #	Compatible Manufacturer/Model
Overhead Recording Ammeter	032-86698	86698	SensorLink Amcorder 920
Switch Stick Receiver	032-86699	86699	SensorLink Universal Switch Stick Receiver 7-053
Switch Stick Adaptor	032-86700	86700	SensorLink Universal Switch Stick Adaptor 7-054
USB IrDA Dongle	032-86701	86701	SensorLink IrDA USB Interface 7-021B
Overhead Recording Ammeter Kit	032-83858	83858	SensorLink Three Phase Overhead Amcorder Kit 6-920-3

— End of Specification —

Appendix

Table of Compliance

Criteria/Description		Pass/Fail	Comments
Overhead Recording Ammeter [032-86695]	Complies with international test standards indicated by CE or equivalent industry standards		
	Capable of measuring and recording true RMS Amps while installed on a power line		
	Can be deployed on a power line to record average current readings at user definable intervals for 90+ days		
	Shall be capable of staying fastened to the power line by way of a carabineer and springs, or an equivalent mechanism		
	Shall have a shotgun adapter compatible with SensorLink Universal Switch Stick Receiver 7-053		
	Housing material: molded urethane (or equivalent material) resistant to electrical shocks & water and unsusceptible to flame		
	Capable of being operated in wide temperature ranges up to 140°F		
	The unit shall have an IrDA port and shall be battery operated		
	Shall be compatible with computer software SoftLink (by SensorLink) that allows to download, view, and graph the data stored in the unit		
	Range of operation: voltage shall be up to 13.2 kV		
Switch Stick Receiver [032-86699]	Shall be capable of attaching to the overhead recording ammeter and shall have a hollow portion that receives the switch stick adaptor		
	Shall be compatible with SensorLink models: Amcorder 920 and Universal Switch Stick Adaptor 7-054		
Switch Stick Adaptor [032-86700]	Shall fit through the hollow portion of the switch stick receiver and be capable of attaching to a hot stick by way of a universal head		
	Shall be compatible with SensorLink Universal Switch Stick Receiver 7-053		
USB IrDA Dongle [032-86701]	Shall comprise a usb on one end and an infrared (IR) adapter on the other end. The IR adapter shall be capable of connecting to the IrDA port of the ammeter and serve as the interface with computer software SoftLink through the USB port		
Overhead Recording Ammeter Kit [032-83858]	Shall contain everything required to monitor a three-phase power line. Must include three overhead recording ammeters, an IrDA USB Dongle, a software (Softlink) disc, a switch stick adaptor, three switch stick receivers and a carrying case.		
Conclusion	Complies with the Specification (Doc. No. 4300.50.345)		

NOTE: This table is only a checklist for reference. The compliance shall be with the complete document. Marking a PASS in the table won't be accepted as a compliance without the technical information required to certify it.











4300.50.345 Overhead Recording Ammeter (12-15-25)

Final Audit Report

2025-12-15

Created:	2025-12-15
By:	Alexander Moraza (Alexander.MorazaRamo@Lumapr.com)
Status:	Signed
Transaction ID:	CBJCHBCAABAA8u5Kd8wuxzNOgnHZL9Tloz9ND1DWPwdg

"4300.50.345 Overhead Recording Ammeter (12-15-25)" History

-  Document created by Alexander Moraza (Alexander.MorazaRamo@Lumapr.com)
2025-12-15 - 12:55:18 PM GMT
-  Document emailed to Alexander Moraza (Alexander.MorazaRamo@Lumapr.com) for signature
2025-12-15 - 12:55:22 PM GMT
-  Document emailed to Rodolfo Flores (rodolfo.floresortiz@lumapr.com) for signature
2025-12-15 - 12:55:22 PM GMT
-  Document emailed to Ricardo Castro (ricardo.castro@lumapr.com) for signature
2025-12-15 - 12:55:22 PM GMT
-  Email viewed by Alexander Moraza (Alexander.MorazaRamo@Lumapr.com)
2025-12-15 - 12:55:30 PM GMT
-  Document e-signed by Alexander Moraza (Alexander.MorazaRamo@Lumapr.com)
Signature Date: 2025-12-15 - 12:55:47 PM GMT - Time Source: server
-  Email viewed by Rodolfo Flores (rodolfo.floresortiz@lumapr.com)
2025-12-15 - 12:58:54 PM GMT
-  Document e-signed by Rodolfo Flores (rodolfo.floresortiz@lumapr.com)
Signature Date: 2025-12-15 - 12:59:15 PM GMT - Time Source: server
-  Email viewed by Ricardo Castro (ricardo.castro@lumapr.com)
2025-12-15 - 1:29:43 PM GMT
-  Document e-signed by Ricardo Castro (ricardo.castro@lumapr.com)
Signature Date: 2025-12-15 - 1:30:00 PM GMT - Time Source: server

✔ Agreement completed.

2025-12-15 - 1:30:00 PM GMT