



Document Title:

Guy Attachments

Document Type:

50 - MATERIAL SPECIFICATION

Document No.:

4300.50.125

Department:

Distribution Engineering

For other, specify here

Version:

03

Effective Date: Oct 27, 2025

Shared document with: N/A

** Select the Departments impacted by the document (if apply)*

For other, specify here

Author

Alexander Moraza Ramos

Technical Specialist II, Distribution Standards & Materials

Reviewer

Rodolfo A. Flores Ortiz, PE (Lic. 27131)

Senior Engineer, Distribution Standards & Materials

Approver

Ricardo Castro Gómez, PE (Lic. 12135)

Manager, Distribution Standards & Materials

Signature and Date:

Oct 27, 2025

Signature and Date:

Oct 27, 2025

Signature and Date:

Oct 27, 2025

Management Approval (If apply)

Approver

Name, Position

Signature and Date:

Related/Referenced Documents

Include the applicable document, section, or reference

Version History

Version	Date	Revision
01	May 03, 2022	Modified from PREPA to LUMA format.
02	Jul. 16, 2024	Document name change, general format modifications, and new item created (002-86260).
03	Oct. 27, 2025	Modified sections 1, 4, 7-9, Appendix and Title. Changed Document Number (Legacy Number: 4350.125) to new Engineering Records nomenclature number 4300.50.125.

Item Version History

Warehouse Catalog #	Asset Suite #	Version	Date
002-00303	08360	08	10/27/2025
002-86260	86260	02	10/27/2025



1. Introduction

This is a general specification that covers the minimum requirements for the Guy Attachments to be used in the distribution system in Puerto Rico. Further information will be provided by LUMA Energy at the time of order placement and will provide information on site specific conditions, quantity, and other requirements. This document includes the general characteristics of the products.

2. Special Requirements

Samples shall be furnished as requested by LUMA Energy. Vendors that have supplied this product to LUMA on previous orders, will not have to furnish samples at bid opening. The product will be received at LUMA's general warehouse (O11) at Palo Seco, Puerto Rico. Shipping will include transportation and unloading at the indicated warehouse.

3. Literature

- 3.1. Descriptive and technical literature must be supplied by the vendor at time of bidding. This literature must include, but is not limited to, details of material, drawings, documented testing, and instructions for use and installation. **The literature must be an official document from and certified by the manufacturer.** Failure to submit documents on time and duly certified by the manufacturer will cause bidder disqualification.
- 3.2. If required by LUMA, final drawings and documentation shall be submitted by the vendor before the manufacturing and shipping process for approval.

4. Compatible with

For compatible manufacturers and models see Table 1 on page 7. These models are examples of the product described in this document and do not represent a preference. LUMA will evaluate equally any model not listed here during any acquisition event.

5. Markings

- 5.1. Containers shall be marked outside with LUMA Energy's purchase order and item number.
- 5.2. Individual package(s) shall be clearly marked with manufacturer name and item information (part number, serial number, quantity, etc.).
- 5.3. Packaging labels and tags shall be waterproof.

6. Packaging

- 6.1. All product shall be packaged and marked in such a way as to facilitate handling and protection from damage and that the receiving warehouse can readily identify it and send it, in one complete unit, to a field location without opening crates or boxes to sort items and/or parts.
- 6.2. A list of all parts included in the container and/or package must be provided at the time of delivery so that the receiving personnel can verify that everything requested is present, avoiding any delay in the receiving process.

7. Number Per Package (Logistics)

Standard package: One unit per box or as requested by LUMA.

8. Acceptance Criteria

- 8.1. Test required: certified by external qualified laboratories.
- 8.2. Product shall be manufactured in accordance with the latest issue below (section 8.3). When conflicts occur between purchaser's specifications and the latest issue below, the purchaser's specification shall prevail.
- 8.3. Latest applicable codes, standards, and other regulations:
 - a. ASTM A153: covers standards for zinc coatings (hot-dip galvanization) to iron and steel hardware. It is primarily for smaller hardware items like fasteners, castings, and miscellaneous threaded objects that are spun or centrifuged after galvanizing to remove excess zinc.
 - b. ASTM A536: covers standards for ductile iron castings, which provides mechanical properties like tensile strength, yield strength, and elongation for different grades. It is widely used in industries such as automotive, construction, and hydraulics, offering a balance of strength and ductility.
- 8.4. If any other standards different from the ones indicated in this document are used, the supplier must provide information showing compatibility with the required ones.

9. Description

9.1. The Guy Attachments (Combination Guy-Hook/Pole-Eye Attachment and Pole Eye Plate Guy Attachment) are hardware used for dead-ending conductor and guy wires. Each item will be described in more detail below.

9.1. Combination Guy-Hook/Pole-Eye Attachment:



9.2. The combination guy-hook/pole-eye attachment is a terminal anchoring mechanism for dead-ending guy wires to utility pole structures.

9.3. It shall have the following approximate dimensions:

- a. Overall Length: 5 in. (12.7 cm)
- b. Base Width: 2.5 in. (6.35 cm)
- c. Top Width (Hook): 3.6 in. (9.14 cm)

9.4. Shall be furnished with a center protrusion comprising a 13/16 in. (2.06 cm) diameter clevis hole and a guy hook at the top of the attachment.

9.5. Shall be suitable for a 9/16 in. (1.43 cm) diameter stranded guy wire.

9.6. The attachment shall be made of ductile iron as per ASTM A536.

9.7. The attachment shall be galvanized as per ASTM A153.

9.8. Shall be provided with two mounting holes at approximately 3 1/4 in. (8.26 cm) separation. The holes shall have the following dimensions:

- a. Upper hole diameter: 13/16 in. (2.06 mm), suitable for a 3/4 in. (1.91 cm) diameter bolt.
- b. Lower hole diameter: 11/16 in. (1.75 cm), suitable for a 5/8 in. (1.59 cm) diameter bolt.

9.9. Backside surface shall be smooth (no cleats) for installation on steel and concrete poles.

9.10. Ultimate tensile strength: 21,000 pounds (9,525 kg).

9.11. Pole Eye Plate Guy Attachment (Double-Eye):



9.12. The pole eye plate guy attachment is a heavy-duty fitting used to anchor guy wires and overhead lines to utility poles.

9.13. Shall be furnished with a center protrusion comprising two 15/16 in. (2.38 cm) diameter pin holes for double clevis attachments.

9.14. Tensile strength rating:

a. 42,000 lb. (19,050 kg) at 45°

b. 36,000 lb. (16,329 kg) at 90°

9.15. It shall be made of ductile iron as per ASTM A536 and galvanized as per ASTM A153.

9.16. The length of the attachment shall be approximately 11.4 inches.

9.17. Backside surface shall be smooth (no cleats) for installation on steel and concrete poles.

9.18. It shall be provided with two (upper and lower) mounting holes with the following dimensions:

a. Hole diameters: 15/16 in. (2.38 cm), for 7/8 in. (2.22 cm) diameter bolts.

b. Distance between holes: 8 in. (20.32 cm) center to center.

10. Inspection

10.1. Upon inspection of incoming product, the purchaser reserves the right to refuse product shipments and to determine the acceptability or rejection of the product received. The supplier shall be liable for all costs incurred for a product that is rejected.

10.2. The acceptance of any product shall in no way relieve the vendor from his responsibility to meet all the

requirements of this specification, and it would not prevent subsequent rejection if such products were found later to be defective.

11. Proposal Information

11.1. Submitted proposals must include:

- a. Technical information, drawings, and tests.
- b. Table of Compliance completed by the bidder with reference (see Appendix 1 & 2).

12. Table 1: Warehouse and Asset Suite Identification Number

Item	Warehouse Catalog #	Asset Suite #	Compatible Manufacturer & Model
Combination Guy-Hook/Pole-Eye Attachment	002-00303	08368	Hubbell/Chance GEP5A34N
Pole Eye Plate Guy Attachment (Double-Eye)	002-86260	86260	Hubbell/Chance PSC2030528

— End of Specification —

Appendix

Appendix 1: Table of Compliance (002-00303)

Criteria	Description	Pass/Fail	Comments
Item	Combination Guy-Hook/Pole-Eye Attachment		
Documentation	Provided complete technical information and drawings		
Industry Standards	Complies with ASTM A153 & ASTM A536		
Material	Galvanized Iron		
Dimensions	Overall Length: 5 in. (12.7 cm)		
	Base Width: 2.5 in. (6.35 cm)		
	Top Width (Hook): 3.6 in. (9.14 cm)		
Requirements	Tensile Strength: 21,000 lb.		
	Suitable for 9/16" (1.43 cm) diameter stranded guy wire		
	Backside surface shall be smooth (no cleats)		
	Shall be furnished with a center protrusion comprising a 13/16 in. (2.06 cm) diameter clevis hole and a guy hook at the top of the attachment		
	Shall have two mounting holes separated at approx. 3-1/4" (8.26 cm) Upper hole diameter: 13/16" (2.06 cm) suitable for a 3/4" bolt Lower hole diameter: 11/16" (1.43 cm) suitable for a 5/8" bolt		
Conclusion	Complies with the Specification (Doc. No. 4300.50.125)		

NOTE: This table is only a checklist for reference. The compliance shall be with the complete document. Marking a PASS in the table won't be accepted as a compliance without the technical information required to certify it.

Appendix 2: Table of Compliance (002-86260)

Criteria	Description	Pass/Fail	Comments
Item	Pole Eye Plate Guy Attachment (Double-Eye)		
Documentation	Provided complete technical information and drawings		
Industry Standards	Complies with ASTM A153 & ASTM A536		
Material	Galvanized Iron		
Tensile Strength	42,000 lb. (19,050 kg) at 45°		
	36,000 lb. (16,329 kg) at 90°		
Requirements	Length: 11.4" approx.		
	Backside surface shall be smooth (no cleats)		
	Shall be furnished with a center protrusion comprising two 15/16" (2.38 cm) diameter pin holes for double clevis attachments		
	Shall have two mounting holes with the following dimensions: Hole diameters: 15/16 in. (2.38 cm), for 7/8 in. (2.22 cm) diameter bolts Distance between holes: 8 in. (20.32 cm) center to center		
Conclusion	Complies with the Specification (Doc. No. 4300.50.125)		

NOTE: This table is only a checklist for reference. The compliance shall be with the complete document. Marking a PASS in the table won't be accepted as a compliance without the technical information required to certify it.












4300.50.125 Guy Attachments

Final Audit Report

2025-10-27

Created:	2025-10-27
By:	Alexander Moraza (Alexander.MorazaRamo@Lumapr.com)
Status:	Signed
Transaction ID:	CBJCHBCAABAAA601UDXYrkhmgn5ewFO_DTuV-JgsHkJm

"4300.50.125 Guy Attachments" History

-  Document created by Alexander Moraza (Alexander.MorazaRamo@Lumapr.com)
2025-10-27 - 12:16:03 PM GMT
-  Document emailed to Alexander Moraza (Alexander.MorazaRamo@Lumapr.com) for signature
2025-10-27 - 12:16:07 PM GMT
-  Email viewed by Alexander Moraza (Alexander.MorazaRamo@Lumapr.com)
2025-10-27 - 12:16:17 PM GMT
-  Document e-signed by Alexander Moraza (Alexander.MorazaRamo@Lumapr.com)
Signature Date: 2025-10-27 - 12:16:34 PM GMT - Time Source: server
-  Document emailed to Rodolfo Flores (rodolfo.floresortiz@lumapr.com) for signature
2025-10-27 - 12:16:36 PM GMT
-  Email viewed by Rodolfo Flores (rodolfo.floresortiz@lumapr.com)
2025-10-27 - 12:55:37 PM GMT
-  Document e-signed by Rodolfo Flores (rodolfo.floresortiz@lumapr.com)
Signature Date: 2025-10-27 - 1:00:37 PM GMT - Time Source: server
-  Document emailed to Ricardo Castro (ricardo.castro@lumapr.com) for signature
2025-10-27 - 1:00:39 PM GMT
-  Email viewed by Ricardo Castro (ricardo.castro@lumapr.com)
2025-10-27 - 1:38:52 PM GMT
-  Document e-signed by Ricardo Castro (ricardo.castro@lumapr.com)
Signature Date: 2025-10-27 - 1:47:36 PM GMT - Time Source: server
-  Agreement completed.
2025-10-27 - 1:47:36 PM GMT