

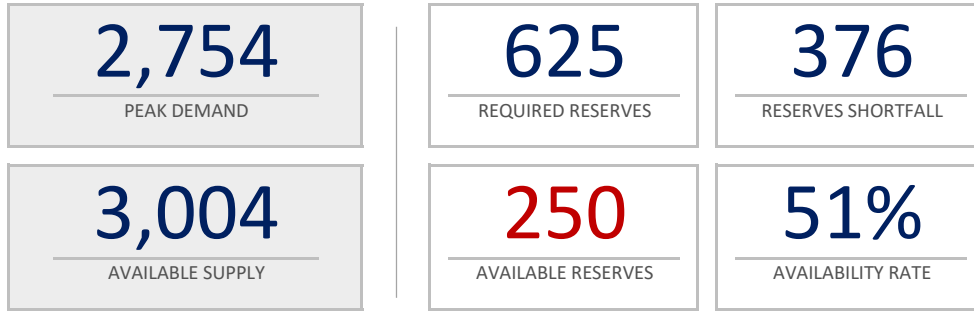
DAILY GENERATION AVAILABILITY REPORT

LUMA is not responsible for generation and is providing this report as part of service to our customers.

The report shows the availability generation as reported daily by PREPA and other generators.

6/3/2023

Projected System Availability and Reserves



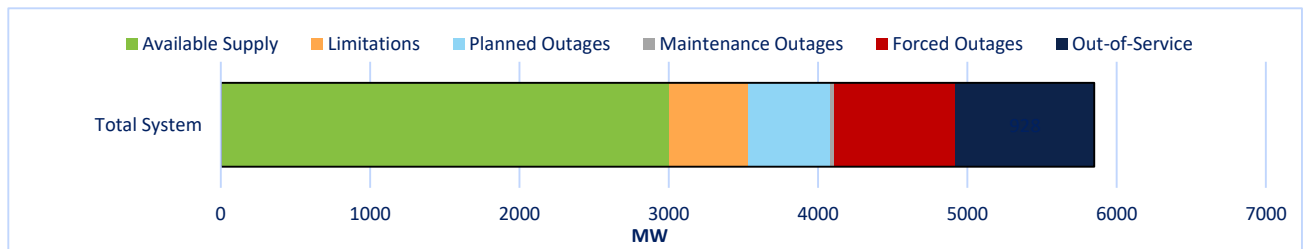
Previous Day 6/2/2023

Min. Demand 2,338 MW	Time: 5:58 AM
-------------------------	------------------

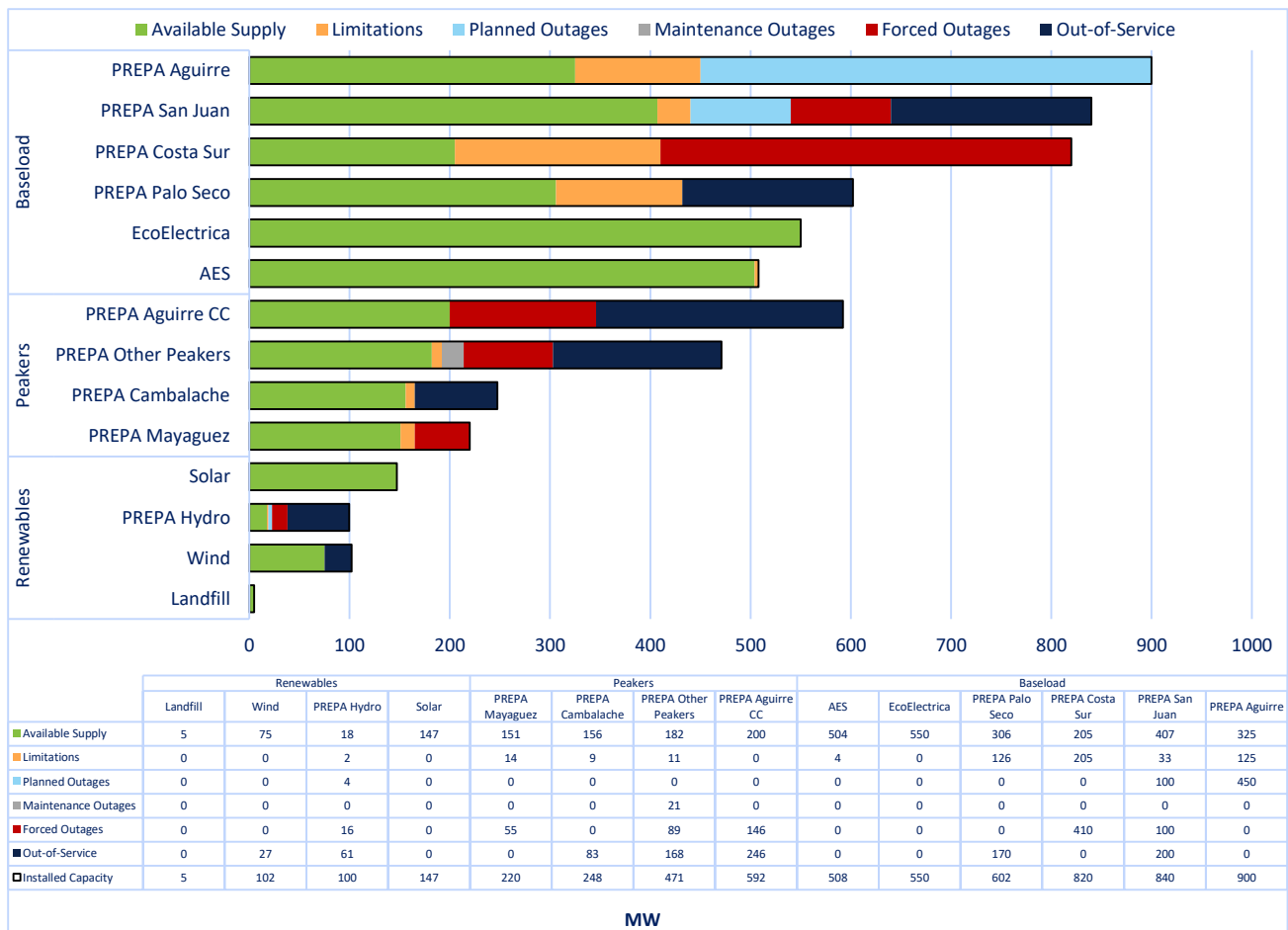
Peak Demand 2,883 MW	Time: 7:53 PM
-------------------------	------------------

Total Generation 61,952 MWh

System Availability and Status



Availability and Status as reported by PREPA and other generators

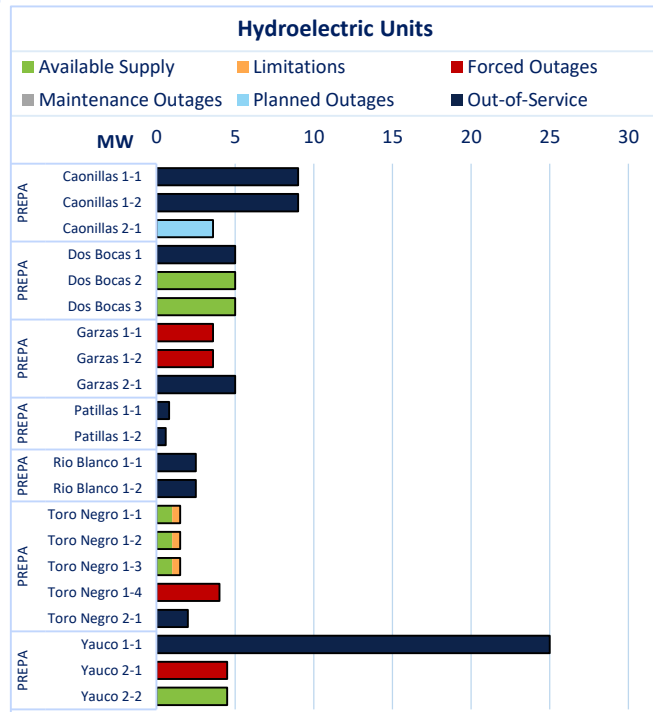
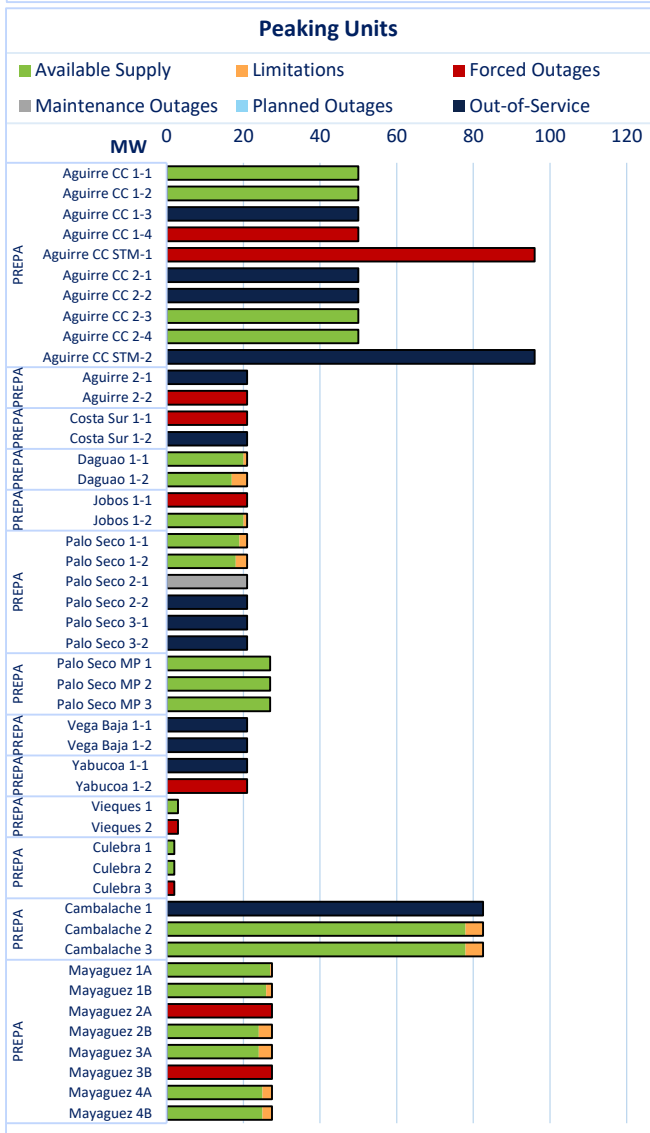
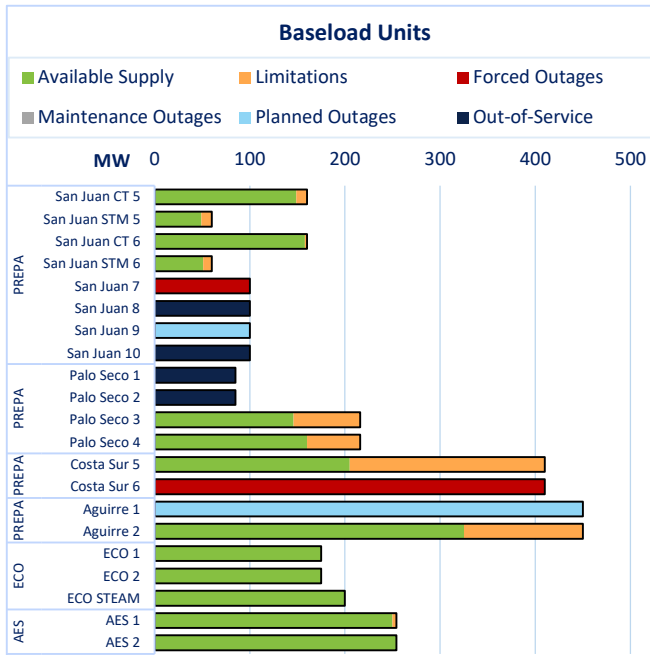


DAILY GENERATION AVAILABILITY REPORT

LUMA is not responsible for generation and is providing this report as part of service to our customers.

The report shows the availability generation as reported daily by PREPA and other generators.

AVAILABILITY AND STATUS BY UNIT AS REPORTED BY EACH FACILITY

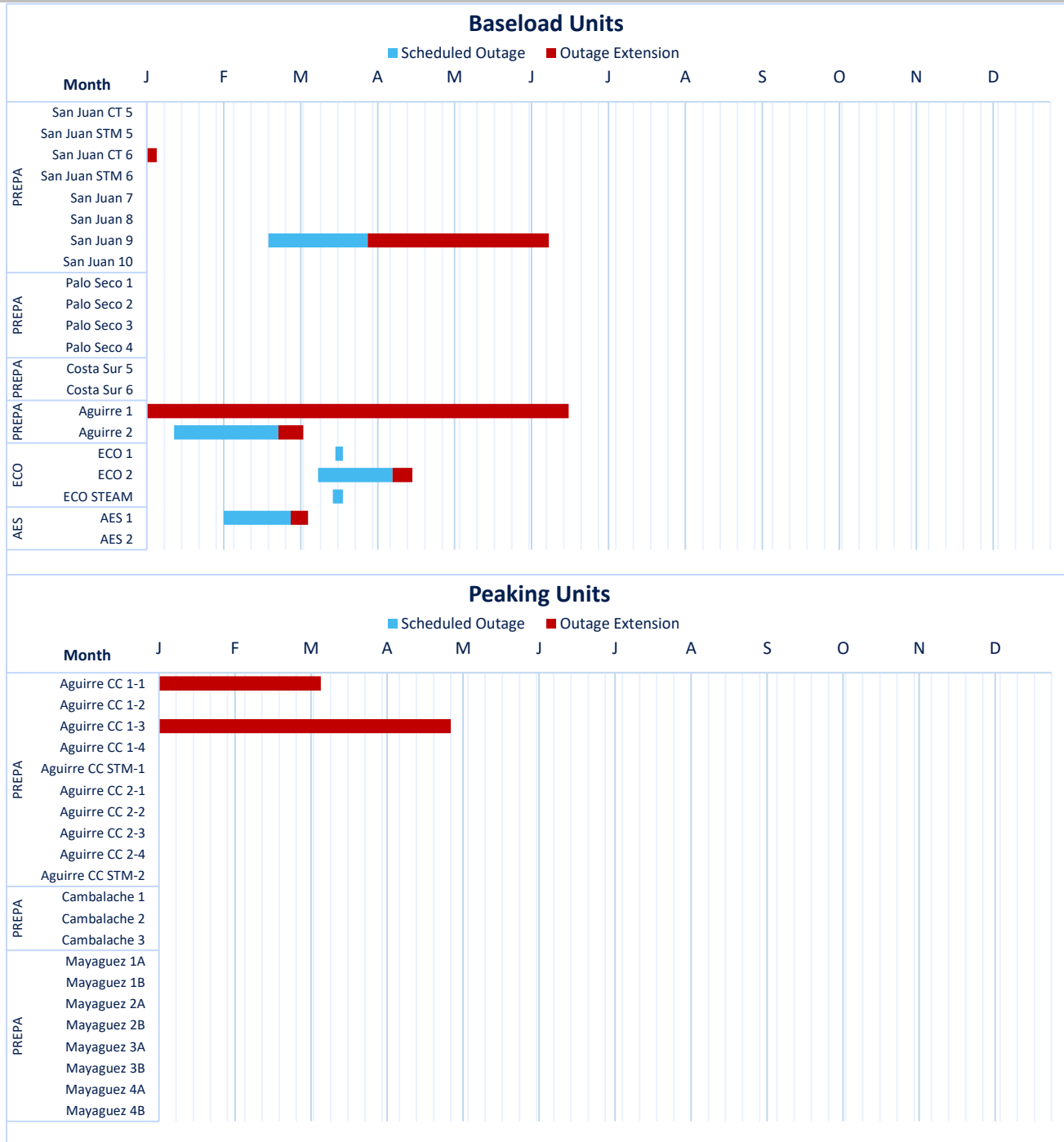


DAILY GENERATION AVAILABILITY REPORT

LUMA is not responsible for generation and is providing this report as part of service to our customers.

The report shows the availability generation as reported daily by PREPA and other generators.

PLANNED AND MAINTENANCE OUTAGES



REFERENCED TERMS:

Peak Demand is the anticipated highest demand at a certain point of the day.

The Required Reserves are determined daily depending on the largest unit in the system.

Available Reserves represent the difference between the total electricity available from PREPA and other generators and the current electricity demand from customers. Reserve levels can change throughout the day as the available electricity from PREPA and other generators increases or decreases, or depending on the amount of electricity customers are using. Green indicates the Required Reserves will be met; orange indicates the reserves will be between 75% and 99% of the Required Reserves; red indicates the reserves will be below 75% of the Required Reserves.

Reserves Shortfall are the difference between the Required Reserves and the Current Reserves.

Available Supply means the available electricity that will be generated by PREPA and other generators. The Available Supply shown in the System Availability Graphs do not include Solar, Wind, or Landfill.

Availability Rate is calculated as Available Capacity / Nameplate Capacity, where Nameplate Capacity is the maximum output of a generator as designed by the manufacturer.

Limitations represent the reduction of electricity that can be generated by PREPA and other generators. These Limitations are established by PREPA and the generators.

Outages represent the reduction of electricity that can be generated by PREPA and other generators due to the unavailability of a unit, or various units. These outages can be scheduled or unscheduled.

Out-of-Service represents units that have been unavailable for a period of 12 months or longer.